

**DAR AL ARKAN
REAL ESTATE DEVELOPMENT COMPANY
SAUDI JOINT STOCK COMPANY
CONSOLIDATED FINANCIAL STATEMENTS
AND INDEPENDENT AUDITOR'S REPORT
FOR THE YEAR ENDED 31 DECEMBER 2024**

**DAR AL ARKAN REAL ESTATE DEVELOPMENT COMPANY
SAUDI JOINT STOCK COMPANY
CONSOLIDATED FINANCIAL STATEMENTS AND
INDEPENDENT AUDITOR'S REPORT
FOR THE YEAR ENDED 31 DECEMBER 2024**

INDEX7	PAGES
Independent auditor's report on the consolidated financial statements	1 – 6
Consolidated statement of financial position	7
Consolidated statement of profit or loss and other comprehensive income	8
Consolidated statement of changes in shareholders' equity	9
Consolidated statement of cash flows	10
Notes to the consolidated financial statements	11 – 49

INDEPENDENT AUDITOR'S REPORT

**To the Shareholders of Dar Al Arkan Real Estate Development Company
(A Saudi Joint Stock Company)**

Opinion

We have audited the consolidated financial statements of **Dar Al Arkan Real Estate Development Company** (A Saudi Joint Stock Company) (the "Company") and its subsidiaries (collectively referred to as the "Group"), which comprise the consolidated statement of financial position as at 31 December, 2024, and the consolidated statement of profit or loss and other comprehensive income, consolidated statement of changes in shareholders' equity and consolidated statement of cash flows for the year then ended, and notes to the consolidated financial statements, including material accounting policy information.

In our opinion, the accompanying consolidated financial statements present fairly, in all material respects, the consolidated financial position of the Group as at 31 December, 2024, and its consolidated financial performance and its consolidated cash flows for the year then ended in accordance with IFRS Accounting Standards that are endorsed in the Kingdom of Saudi Arabia and other standards and pronouncements that are endorsed by the Saudi Organization for Chartered and Professional Accountants (SOCPA).

Basis for Opinion

We conducted our audit in accordance with International Standards on Auditing ("ISAs") that are endorsed in the Kingdom of Saudi Arabia. Our responsibilities under those standards are further described in the Auditor's Responsibilities for the Audit of the Consolidated Financial Statements section of our report. We are independent of the Group in accordance with the International Code of Ethics for Professional Accountants (including International Independence Standards) ("the Code") that is endorsed in the Kingdom of Saudi Arabia that are relevant to our audit of the consolidated financial statements and we have fulfilled our other ethical responsibilities in accordance with that Code. We believe that the audit evidence we have obtained is sufficient and appropriate to provide a basis for our opinion.

Key Audit Matters

Key audit matters are those matters that, in our professional judgment, were of most significance in our audit of the consolidated financial statements for the current year. These matters were addressed in the context of our audit of the consolidated financial statements as a whole, and in forming our opinion thereon, and we do not provide a separate opinion on these matters.

INDEPENDENT AUDITOR'S REPORT (CONTINUED)

To the Shareholders of Dar Al Arkan Real Estate Development Company
(A Saudi Joint Stock Company)

Key Audit Matters (continued)

For each key audit matter, a description of how our audit addressed the matter is set out below:

Key Audit Matter	How our audit addressed the key audit matter
<p>Impairment of development properties</p> <p>The Group maintains development properties for the purpose of development and sale in its ordinary course of business. As at 31 December 2024, the carrying amount of such development properties is SR 20.99 billion (31 December 2023: SR 20.4 billion).</p> <p>All development properties (held for development or sale) are initially recognized at acquisition cost and subsequently re-measured at the lower of cost and net realizable value.</p> <p>During the year, the Group's management and directors conducted an internal tolerance evaluation on its development properties portfolio to identify the existence or indication of possible impairment. This internal tolerance evaluation is based on the market indications and margins achieved on similar parcels of properties.</p> <p>The impairment of development properties is considered as a key audit matter because this involves significant judgment and estimates and where the change in the Group's estimate of the margin and average accounting rate of return could materially affect the valuation of the properties held for development and sale in the Group's consolidated financial statements.</p> <p><i>The Group's accounting policy for development properties is disclosed in note 2.7, the significant accounting estimates, assumptions and judgments relating to development properties are disclosed in note 3 and related disclosures about development properties are included in note 6 of the accompanying consolidated financial statements.</i></p>	<ul style="list-style-type: none"> • We assessed the appropriateness of valuation methods and assumptions, and estimates used by management in the internal evaluation process; • We assessed the competence and capability of management personnel in the evaluation process; • We have engaged in discussions with management and evaluated the relevant assumptions used based on market data where possible; • We have tested the appropriateness of the key inputs used in the valuation of development properties such as margin and average accounting rate of return; • We have benchmarked the key assumptions used by management with external and internal data such as comparable real estate transactions and the Group's actual sale transactions; • We tested sensitivity analysis that considered impact of changes in assumptions on outcome of the impairment assessment; • We have ensured the consolidated financial statements contain adequate disclosures regarding the methods and assumptions used in the impairment assessment including the sensitivity analysis.

INDEPENDENT AUDITOR'S REPORT (CONTINUED)

To the Shareholders of Dar Al Arkan Real Estate Development Company
(A Saudi Joint Stock Company)

Key Audit Matters (continued)

Key Audit Matter	How our audit addressed the key audit matter
<p>Impairment of investment properties</p> <p>Investment properties are stated in the Group's consolidated financial position at cost less depreciation and impairment (if any).</p> <p>As at 31 December 2024, the carrying amount of such investment properties is SR 983 million (2023: SR 1.0 billion). The fair value of the investment properties amounting to SR 1.46 billion (2023: SR 1.49 billion) is disclosed in the notes to the consolidated financial statements.</p> <p>The Group's management has estimated the fair value of its investment properties on 31 December 2024, through an independent valuation expert with a recognized professional qualification and experience in the real estate sector.</p> <p>The fair value of investment properties has been estimated using the income capitalization method. Annual cash flows are estimated by extrapolating and reconciling the current rental income based on their optimal occupancy and then capitalizing it at an annual rental rate of 6-8% between the leased residential and commercial properties in order to reach the estimated fair value shown in the note 5 to the consolidated financial statements.</p> <p>The impairment of investment properties is considered a key audit matter because of its significant reliance on a range of assumptions including expected lease values, occupancy rate and income capitalization rate.</p> <p><i>The Group's accounting policy for investment properties is disclosed in note 2.6, the significant accounting estimates, assumptions and judgments relating to investment properties are disclosed in note 3 and related disclosures about investment properties are included in note 5 of the accompanying consolidated financial statements.</i></p>	<ul style="list-style-type: none"> • We agreed the value of all the properties held at the year end to the valuation included in the independent management expert valuation report; • We evaluated the competency, capabilities and objectivity of work performed by the independent management expert; • On sample basis, with the help of our independent expert, we performed the following: <ul style="list-style-type: none"> • We assessed the appropriateness of valuation methods and assumptions, and estimates used by management in the investment properties valuation process; • We engaged in discussions with management and assessed the relevant assumptions used based on market data where possible; • We tested the appropriateness of the key assumptions used in the valuation of investment properties such as income capitalization rate, operations costs, expected rental value and occupancy rate; • We tested sensitivity analysis that considered impact of changes in assumptions on outcome of the impairment assessment; • We have ensured the consolidated financial statements contain adequate disclosures regarding the methods and assumptions used in the for the purpose of impairment assessment including the sensitivity analysis.

INDEPENDENT AUDITOR'S REPORT (CONTINUED)

**To the Shareholders of Dar Al Arkan Real Estate Development Company
(A Saudi Joint Stock Company)**

Other Information included in the Group's 2024 Annual Report

Management is responsible for the other information. The other information comprises the information included in the Group's 2024 annual report but does not include in the consolidated financial statements and our auditor's report thereon. The Group's 2024 annual report is expected to be made available to us after the date of this auditor's report.

Our opinion on the consolidated financial statements does not cover the other information and we do not express any form of assurance conclusion thereon.

In connection with our audit of the consolidated financial statements, our responsibility is to read the other information identified above when it becomes available and, in doing so, consider whether the other information is materially inconsistent with the consolidated financial statements or our knowledge obtained in the audit or otherwise appears to be materially misstated.

When we read the Group's 2024 annual report, if we conclude that there is a material misstatement therein, we are required to communicate the matter to those charged with governance.

Responsibilities of Management and Those Charged with Governance for the Consolidated Financial Statements

Management is responsible for the preparation and fair presentation of the consolidated financial statements in accordance with IFRS Accounting Standards that are endorsed in the Kingdom of Saudi Arabia and other standards and pronouncements endorsed by SOCPA and the provisions of Companies' Law and the Company's Bylaws, and for such internal control as management determines is necessary to enable the preparation of consolidated financial statements that are free from material misstatement, whether due to fraud or error.

In preparing the consolidated financial statements, management is responsible for assessing the Group's ability to continue as a going concern, disclosing, as applicable, matters related to going concern and using the going concern basis of accounting unless management either intends to liquidate the Group or to cease operations, or has no realistic alternative but to do so.

The Board of Directors are responsible for overseeing the Group's financial reporting process.

INDEPENDENT AUDITOR'S REPORT (CONTINUED)

**To the Shareholders of Dar Al Arkan Real Estate Development Company
(A Saudi Joint Stock Company)**

Auditor's Responsibilities for the Audit of the Consolidated Financial Statements

Our objectives are to obtain reasonable assurance about whether the consolidated financial statements as a whole are free from material misstatement, whether due to fraud or error, and to issue an auditor's report that includes our opinion. Reasonable assurance is a high level of assurance but is not a guarantee that an audit conducted in accordance with ISAs that are endorsed in the Kingdom of Saudi Arabia will always detect a material misstatement when it exists. Misstatements can arise from fraud or error and are considered material if, individually or in the aggregate, they could reasonably be expected to influence the economic decisions of users taken on the basis of these consolidated financial statements.

As part of an audit in accordance with ISAs that are endorsed in the Kingdom of Saudi Arabia, we exercise professional judgment and maintain professional skepticism throughout the audit. We also:

- Identify and assess the risks of material misstatement of the consolidated financial statements, whether due to fraud or error, design and perform audit procedures responsive to those risks, and obtain audit evidence that is sufficient and appropriate to provide a basis for our opinion. The risk of not detecting a material misstatement resulting from fraud is higher than for one resulting from error, as fraud may involve collusion, forgery, intentional omissions, misrepresentations, or the override of internal control.
- Obtain an understanding of internal control relevant to the audit in order to design audit procedures that are appropriate in the circumstances, but not for the purpose of expressing an opinion on the effectiveness of the Group's internal control.
- Evaluate the appropriateness of accounting policies used and the reasonableness of accounting estimates and related disclosures made by management.
- Conclude on the appropriateness of management's use of the going concern basis of accounting and, based on the audit evidence obtained, whether a material uncertainty exists related to events or conditions that may cast significant doubt on the Group's ability to continue as a going concern. If we conclude that a material uncertainty exists, we are required to draw attention in our auditor's report to the related disclosures in the consolidated financial statements or, if such disclosures are inadequate, to modify our opinion. Our conclusions are based on the audit evidence obtained up to the date of our auditor's report. However, future events or conditions may cause the Group to cease to continue as a going concern.
- Evaluate the overall presentation, structure and content of the consolidated financial statements, including the disclosures, and whether the consolidated financial statements represent the underlying transactions and events in a manner that achieves fair presentation.
- Obtain sufficient appropriate audit evidence regarding the financial information of the entities or business activities within the Group to express an opinion on the consolidated financial statements. We are responsible for the direction, supervision and performance of the group audit. We remain solely responsible for our audit opinion.

INDEPENDENT AUDITOR'S REPORT (CONTINUED)

To the Shareholders of Dar Al Arkan Real Estate Development Company
(A Saudi Joint Stock Company)


Auditor's Responsibilities for the Audit of the Consolidated Financial Statements (continued)

We communicate with those charged with governance regarding, among other matters, the planned scope and timing of the audit and significant audit findings, including any significant deficiencies in internal control that we identify during our audit.

We also provide those charged with governance with a statement that we have complied with relevant ethical requirements regarding independence, and to communicate with them all relationships and other matters that may reasonably be thought to bear on our independence, and where applicable, related safeguards.

From the matters communicated with those charged with governance, we determine those matters that were of most significance in the audit of the consolidated financial statements of the current year and are therefore the key audit matters. We describe these matters in our auditor's report unless law or regulation precludes public disclosure about the matter or when, in extremely rare circumstances, we determine that a matter should not be communicated in our report because the adverse consequences of doing so would reasonably be expected to outweigh the public interest benefits of such communication.

For Alluhaid & Alyahya Chartered Accountants



Saleh A. Al-Yahya
Certified Public Accountant
License No. 473

Riyadh: 18 Ramadan 1446H
(18 March 2025G)




DAR AL ARKAN REAL ESTATE DEVELOPMENT COMPANY
SAUDI JOINT STOCK COMPANY
CONSOLIDATED STATEMENT OF FINANCIAL POSITION
AS AT 31 DECEMBER 2024

	Notes	2024 SR 000	2023 SR 000
ASSETS			
Non-current assets			
Investment properties, net	5	983,000	1,028,213
Long-term development properties	6	20,877,265	20,261,809
Property and equipment, net	7&23a	89,614	103,769
Investments in associates and joint ventures	8	2,628,356	2,603,245
Investments in financial asset	9	190,890	191,730
Loan to a related party	24	799,082	-
Total non-current assets		25,568,207	24,188,766
Current assets			
Short-term development properties	6	111,874	111,478
Trade receivables and others	10	4,503,476	3,882,659
Inventories		31,993	22,568
Cash and cash equivalents	11	6,724,672	5,449,833
Total current assets		11,372,015	9,466,538
TOTAL ASSETS		36,940,222	33,655,304
LIABILITIES AND SHAREHOLDERS' EQUITY			
Non-current liabilities			
Borrowings-non-current portion	12	8,085,826	9,032,365
End of service indemnities	13	38,517	31,627
Total non-current liabilities		8,124,343	9,063,992
Current liabilities			
Borrowings-current portion	12	3,337,932	1,047,940
Trade payables and others	14	4,061,716	2,942,702
Zakat provision	15a	315,517	308,789
Total current liabilities		7,715,165	4,299,431
TOTAL LIABILITIES		15,839,508	13,363,423
Shareholders' equity			
Share capital	16	10,800,000	10,800,000
Statutory reserve		1,341,178	1,260,395
Other reserves		(11,904)	85,024
Retained earnings		8,965,334	8,146,462
Equity attributable to equity holders of the parent company		21,094,608	20,291,881
Non-controlling interests		6,106	-
TOTAL SHAREHOLDERS' EQUITY		21,100,714	20,291,881
TOTAL LIABILITIES AND SHAREHOLDERS' EQUITY		36,940,222	33,655,304


Authorized Board of
Directors Member


Chief Executive Officer


Chief Financial Officer

The accompanying notes form an integral part of these consolidated financial statements

**DAR AL ARKAN REAL ESTATE DEVELOPMENT COMPANY
SAUDI JOINT STOCK COMPANY
CONSOLIDATED STATEMENT OF PROFIT OR LOSS
AND OTHER COMPREHENSIVE INCOME
FOR THE YEAR ENDED 31 DECEMBER 2024**

	Notes	2024 SR 000	2023 SR 000
CONTINUING OPERATIONS			
Revenue	17	3,759,022	2,707,100
Cost of revenue	18	(2,159,014)	(1,636,694)
GROSS PROFIT		1,600,008	1,070,406
Operating expenses:			
General and administrative expenses	19	(265,901)	(205,096)
OPERATING PROFIT		1,334,107	865,310
Finance costs	20	(853,906)	(764,459)
Share of net profits from associates and joint ventures	8a	63,513	312,033
Other income, net	21	264,819	213,534
PROFIT BEFORE ZAKAT FROM CONTINUING OPERATIONS		808,533	626,418
Zakat provisions	15a	(20,595)	(15,660)
NET PROFIT FOR THE YEAR FROM CONTINUING OPERATIONS		787,938	610,758
DISCONTINUED OPERATIONS			
Net profit for the year from discontinued operations	30b	18,902	-
NET PROFIT FOR THE YEAR		806,840	610,758
Net profit attributable to Dar Al Arkan shareholders arises from:			
Continuing operations		788,931	610,758
Discontinued operations		18,902	-
		807,833	610,758
Net profit attributable to:			
Dar Al Arkan shareholders		807,833	610,758
Non-controlling interests		(993)	-
		806,840	610,758
Other comprehensive income/(loss):			
Re-measurement gain / (loss) on end of service indemnities	13	177	(2,989)
Share of other comprehensive (loss)/income from associate	8a	(6,169)	4,727
Net loss on equity instrument designated at FVOCI	9	(840)	(23,310)
Total comprehensive income for the year		800,008	589,186
Total comprehensive income attributable to Dar Al Arkan shareholders arises from:			
Continuing operations		782,099	589,186
Discontinued operations		18,902	-
		801,001	589,186
Total comprehensive income attributable to:			
Dar Al Arkan shareholders		801,001	589,186
Non-controlling interests		(993)	-
		800,008	589,186
Basic and diluted earnings per share (in Saudi Riyal):			
From continuing operations attributable to Dar Al Arkan shareholders		0.73	0.57
From discontinued operations attributable to Dar Al Arkan shareholders		0.02	-
Total basic and diluted earnings per share attributable to Dar Al Arkan shareholders	22	0.75	0.57

Authorised Board of
Directors Member

Chief Executive Officer


Chief Financial Officer


The accompanying notes form an integral part of these consolidated financial statements

DAR AL ARKAN REAL ESTATE DEVELOPMENT COMPANY
SAUDI JOINT STOCK COMPANY
CONSOLIDATED STATEMENT OF CHANGES IN SHAREHOLDERS' EQUITY
FOR THE YEAR ENDED 31 DECEMBER 2024

	Attributable to owners of the parent					Non-controlling interests	Total equity
	Share capital	Statutory reserve	Other reserves	Retained earnings	Total		
2024	SR 000	SR 000	SR 000	SR 000	SR 000	SR 000	SR 000
Balance as at 1 January 2024	10,800,000	1,260,395	85,024	8,146,462	20,291,881	-	20,291,881
Net profit for the year	-	-	-	807,833	807,833	(993)	806,840
Other comprehensive income/(loss)							
Re-measurement loss on end of service indemnities	-	-	-	177	177	-	177
Other comprehensive loss	-	-	(7,009)	-	(7,009)	-	(7,009)
Total comprehensive income for the year	-	-	(7,009)	808,010	801,001	(993)	800,008
Acquisition of a subsidiary (note 3 la)	-	-	-	-	-	7,226	7,226
Non-controlling interest share in capital	-	-	-	-	-	2,679	2,679
Acquisition of non-controlling interest (note 3 lb)	-	-	-	1,726	1,726	(2,806)	(1,080)
Transfer to retained earnings	-	-	(89,919)	89,919	-	-	-
Transfer to statutory reserve	-	80,783	-	(80,783)	-	-	-
Balance as at 31 December 2024	10,800,000	1,341,178	(11,904)	8,965,334	21,094,608	6,106	21,100,714
2023							
Balance as at 1 January 2023	10,800,000	1,199,319	5,040	7,599,769	19,604,128	-	19,604,128
Net profit for the year	-	-	-	610,758	610,758	-	610,758
Other comprehensive income/(loss)							
Re-measurement loss on end of service indemnities	-	-	-	(2,989)	(2,989)	-	(2,989)
Other comprehensive loss	-	-	(18,583)	-	(18,583)	-	(18,583)
Total comprehensive income for the year	-	-	(18,583)	607,769	589,186	-	589,186
Share of other changes in equity of an associate	-	-	98,567	-	98,567	-	98,567
Transfer to statutory reserve	-	61,076	-	(61,076)	-	-	-
Balance as at 31 December 2023	10,800,000	1,260,395	85,024	8,146,462	20,291,881	-	20,291,881


 Authorised Board of
 Directors Member


 Chief Executive Officer


 Chief Financial Officer

The accompanying notes form an integral part of these consolidated financial statements

DAR AL ARKAN REAL ESTATE DEVELOPMENT COMPANY
SAUDI JOINT STOCK COMPANY
CONSOLIDATED STATEMENT OF CASH FLOWS
FOR THE YEAR ENDED 31 DECEMBER 2024

	Notes	2024 SR 000	2023 SR 000
OPERATING ACTIVITIES			
Profit before zakat from continuing operations		808,533	626,418
Profit before zakat from discontinued operations		18,902	-
Profit before zakat		827,435	626,418
Adjustment for:			
Depreciation	5,7 & 23a	56,499	50,247
Provisions for end of service indemnities	13	4,108	5,111
Finance costs	20	853,906	764,459
Gain on disposal of a subsidiary	30d	(25,320)	-
Share of net profits from associates and joint ventures	8a	(63,513)	(312,033)
Termination/retirements of right of use assets, net	23a	246	9,902
Charge for expected credit loss	10b	11,713	-
Fair value loss on transfer associate to subsidiary	31a	9,205	-
Gain on acquisition of a subsidiary	31a	(1,165)	-
Operating cash flows before movements in working capital		1,673,114	1,144,104
Development properties, net		(827,276)	350,498
Trade receivables and others		(550,406)	572,391
Inventories		(9,425)	(10,546)
Trade payables and others		1,368,849	202,434
Cash from operations		1,654,856	2,258,881
Finance costs paid		(822,197)	(735,839)
Zakat paid	15a	(16,022)	(93,323)
End-of-service indemnities paid	13	(2,167)	(3,384)
NET CASH FLOWS FROM OPERATING ACTIVITIES		814,470	1,426,335
INVESTING ACTIVITIES			
Additions to investment in associates	8a	-	(1,157,793)
Acquisition of a subsidiary, net of cash acquired	31a	8,009	-
Disposal of a subsidiary, net cash disposed off	30c	(35,484)	-
Purchase of property and equipment	7	(9,424)	(19,323)
Proceeds from disposal of property and equipment	7	198	3,759
Loan to a related party	24c	(799,082)	-
Additions to investment properties	5	-	(427)
NET CASH FLOWS USED IN INVESTING ACTIVITIES		(835,783)	(1,173,784)
FINANCING ACTIVITIES			
Movement in long-term borrowings		1,307,744	(722,094)
Payment of principal portion of lease liabilities	23b	(11,592)	(9,481)
NET CASH FLOWS FROM / (USED IN) FINANCING ACTIVITIES		1,296,152	(731,575)
Increase / (decrease) in cash and cash equivalents		1,274,839	(479,024)
CASH AND CASH EQUIVALENTS, BEGINNING OF THE YEAR		5,449,833	5,928,857
CASH AND CASH EQUIVALENTS, END OF THE YEAR	11	6,724,672	5,449,833
Non-cash transactions			
Transfer of investment properties to development properties	5&6	11,335	15,890
Investment Properties deletion	5	220	-
Net loss on equity instrument designated at FVOCI	9	(840)	(23,310)
Additions to right-of-use assets and lease liabilities	23a	3,801	28,160
Transfer of equity interest in associates to a subsidiary	8	32,262	-
Share of other comprehensive (loss) / income from associate	8	(6,169)	4,727
Share in other equity changes of an associate		-	98,567

Authorised Board of
Directors Member

Chief Executive Officer

Chief Financial Officer

The accompanying notes form an integral part of these consolidated financial statements

**DAR AL ARKAN REAL ESTATE DEVELOPMENT COMPANY
SAUDI JOINT STOCK COMPANY
NOTES TO THE CONSOLIDATED FINANCIAL STATEMENTS
FOR THE YEAR ENDED 31 DECEMBER 2024**

1. CORPORATE INFORMATION

DAR AL ARKAN REAL ESTATE DEVELOPMENT COMPANY – (the “Company”), is a Saudi Joint Stock Company established under the Companies’ Laws of the Kingdom of Saudi Arabia. The Company is registered in Riyadh under Commercial Registration No. 1010160195 dated 16/04/1421H, corresponding to 18/07/2000 G. The Company is domiciled in the Kingdom of Saudi Arabia (K.S.A.) and its registered office address is P.O. Box No: 105633, Riyadh-11656, K.S.A.

The equity shares of the Company are listed with the security exchange of the Kingdom of Saudi Arabia. The Company and its subsidiaries are collectively referred to as “the Group” and is predominantly engaged in the business of development, sale and leasing of real estate projects and associated activities. The Company manages its activities through subsidiaries established for each line of business. These subsidiaries operate under their own commercial registration and are summarised below:

DAR AL ARKAN PROPERTIES (REAL ESTATE) COMPANY – is a limited liability company, a wholly owned subsidiary, registered in Riyadh under the Commercial Registration No. 1010254063, dated 25/7/1429 H (corresponding to 28/7/2008 G). It operates in development and acquisition of commercial and residential real estate. It provides management, operation and maintenance of residential and commercial buildings and public facilities.

DAR AL-ARKAN COMMERCIAL INVESTMENT COMPANY – is a limited liability company, a wholly owned subsidiary, registered in Riyadh under the Commercial Registration No. 1010247585, dated 28/3/1429 H (corresponding to 5/4/2008 G). It operates in purchase and acquisition, lease of real estate investments.

DAR AL-ARKAN SUKUK COMPANY – is a limited liability company, a wholly owned subsidiary, registered in Riyadh under the Commercial Registration No. 1010256421, dated 16/9/1429 H (corresponding to 16/9/2008 G). It operates in Real Estate investments and development.

SUKUK AL-ARKAN COMPANY – is a limited liability company, a wholly owned subsidiary, registered in Riyadh under the Commercial Registration No. 1010274407, dated 11/10/1430 H (corresponding to 01/10/2009 G). It operates in development, maintenance and management of real estates, purchase of land and general contracting.

DAR SUKUK INTERNATIONAL COMPANY – is a limited liability company, a wholly owned subsidiary, registered in Riyadh under the Commercial Registration No. 1010275448, dated 30/10/1430 H (corresponding to 19/10/2009 G). It operates in Real Estate investments and development.

COMPASS PROJECT CONTRACTING COMPANY – is a limited liability company, a wholly owned subsidiary, registered in Riyadh under the Commercial Registration No. 1010521509, 17/6/1438 H (corresponding to 16/3/2017 G). It operates in Real Estate investments and developments, leasing and property management.

MAAQEL REAL ESTATE COMPANY – is a limited liability company, a wholly owned subsidiary, registered in Riyadh under the Commercial Registration No. 1010600708, 24/2/1441 H (corresponding to 23/10/2019 G). It operates in Real Estate, leasing and property management.

BAWADI FOR REAL ESTATE COMPANY – is a limited liability company, a wholly owned subsidiary, registered in Riyadh under the Commercial Registration No. 1010600710, 24/2/1441 H (corresponding to 23/10/2019 G). It operate in general construction, and purchase and sale, acquisition, leasing of real estate and property management. During the year on 18/01/1446 H (corresponding to 24/07/2024 G) the Company has legally closed its operations.

AL-ENTESHAR REAL ESTATE COMPANY – is a limited liability company, a wholly owned subsidiary, registered in Riyadh under the Commercial Registration No. 1010600709, 24/2/1441 H (corresponding to 23/10/2019 G). It operates in sale, and purchase, acquisition, leasing of real estate and property management. During the year on 18/01/1446 H (corresponding to 24/07/2024 G) the Company has legally closed its operations.

IKTIFA REAL ESTATE COMPANY – is a limited liability company, a wholly owned subsidiary, registered in Riyadh under the Commercial Registration No. 1010600711, 24/2/1441 H (corresponding to 23/10/2019 G). It operates in sale, and purchase, acquisition, leasing of real estate and property management. During the year on 19/01/1446 H (corresponding to 25/07/2024 G) the Company has legally closed its operations.

DAR AL ARKAN FOR REAL ESTATE DEVELOPMENT LLC – is a limited liability company, a beneficially wholly owned subsidiary, established under the laws of the state Qatar, under the Commercial Registration No. 165584, 14/7/1443 H (corresponding to 15/02/2022 G). It mainly operates in real estate developments. During the year on 11/04/1446 H (corresponding to 14/10/2024 G) the Company has disposed of all its shares (Refer note 30).

Dar Al-Arkan Real Estate Development Company wholly owns directly and indirectly the above mentioned subsidiaries. The accompanying consolidated financial statements include the assets, liabilities and the results of operations of the subsidiaries mentioned above.

ACCOUNTING POLICIES

2.1 BASIS OF PREPARATION

The consolidated financial statements have been prepared in accordance with the IFRS Accounting Standards that are endorsed in the Kingdom of Saudi Arabia and other standards and pronouncements endorsed by Saudi Organization for Chartered and Professional Accountants (SOCPA).

These consolidated financial statements are presented in Saudi Riyals (SR), which is the Group's functional currency.

The Group has prepared the consolidated financial statements on the basis that it will continue to operate as a going concern.

2.2 ADOPTION OF NEW AND REVISED STANDARDS AND INTERPRETATIONS

Standards and interpretations effective in the current year

In the current year, the Group has adopted all amendments to standards issued by the International Accounting Standards Board ("IASB") as endorsed by SOCPA that are mandatory for adoption in the annual periods beginning on or after 1 January 2024 and are applicable to the Group.

IAS 1	Amendment	- The amendments in <i>Non-current Liabilities with Covenants</i> (Amendments to IAS 1) modify the requirements introduced by <i>Classification of Liabilities as Current or Non-current</i> on how an entity classifies debt and other financial liabilities as current or non-current in particular circumstances: Only covenants with which an entity is required to comply on or before the reporting date affect the classification of a liability as current or non-current. In addition, an entity has to disclose information in the notes that enables users of financial statements to understand the risk that non-current liabilities with covenants could become repayable within twelve months.
IFRS 16	Amendment	- Amendments to clarify how a seller-lessee subsequently measures sale and leaseback transactions.
IAS 7 and IFRS 7	Amendment	- Amendments to add disclosure requirements, and 'signposts' within existing disclosure requirements, to provide qualitative and quantitative information about supplier finance arrangements.

Generally, the adoption of these amendments to standards has not led to any changes in the Group's accounting policies and disclosures provided in the consolidated financial statements.

Standards, amendments and interpretations in issue but not yet effective

The following standards, amendments and interpretations were in issue at the date of authorisation of these financial statements, but not yet effective, and therefore will be adopted if applicable, once endorsed by SOCPA.

The impact of the adoption of these standards is currently being assessed; however, the directors anticipate that the adoption of these standards, amendments and interpretations in future periods will not have a significant impact on the consolidated financial statements of the Group.

IFRS 10 and IAS 28	Amendment	- Amendments related to the sale or contribution of assets between an investor and its associate or joint venture, effective date deferred Indefinitely.
IAS 21	Amendment	- Amendment to assess whether a currency is exchangeable and the determination of spot exchange rate when exchangeability is lacking. Applicable annual periods beginning on or after 1 January 2025.
IFRS 9 and IFRS 7	Amendment	- Amendments Clarifies derecognition of financial liabilities on "Settlement date" and settled through electronic payment system before settlement date with certain conditions, clarifies contractual cash flows characteristic linked with environmental, social and governance (ESG) features ,clarifies treatment of non-recourse assets and contractually linked instruments, require additional disclosures financial assets and liabilities with contractual terms that reference a contingent event (including those that are ESG-linked), and equity instruments classified at fair value through other comprehensive income. Applicable annual periods beginning on or after 1 January 2026.

DAR AL ARKAN REAL ESTATE DEVELOPMENT COMPANY
SAUDI JOINT STOCK COMPANY
NOTES TO THE CONSOLIDATED FINANCIAL STATEMENTS
FOR THE YEAR ENDED 31 DECEMBER 2024 (CONTINUED)

Various IFRS	Annual Improvements	- Clarification and amendments relating to various IFRSs under annual improvement program IFRS 1, IFRS 7, IFRS 9, IFRS 10 and IAS 7. Applicable annual periods beginning on or after 1 January 2026.
IFRS 18	New Standard	- New requirements on presentation within the statement of profit or loss, including specified totals and subtotals. It also requires disclosure of management-defined performance measures and includes new requirements for aggregation and disaggregation of financial information based on the identified 'roles' of the primary financial statements and the notes. Applicable annual periods beginning on or after 1 January 2027.

2.3 ACCOUNTING CONVENTION

The consolidated financial statements have been prepared on the historical cost basis except for the revaluation of certain financial instruments at fair value and investment in associates and joint venture at equity method. The obligation of post-employment benefits is accounted for the present value of future obligation. The following are the material accounting policies applied by the Group in preparing its consolidated financial statements. These policies have been consistently applied to the periods presented, unless otherwise stated.

2.4 BASIS OF CONSOLIDATION

The Group consolidates the financial statements of the Company and entities where the group has power over the investees, it is exposed, or has rights, to variable return from its involvements and has the ability to use its power to control and affect its return from the investees or subsidiaries. The consolidated financial statements of the Group consist of operations of the Company and entities controlled by the Company or its subsidiaries.

Subsidiaries

Subsidiaries are entities that are controlled by the Group. The Group controls an entity when, it is exposed, or has rights, to variable returns from its involvement with the entity and has the ability to affect those returns through its power over that entity. Subsidiaries are fully consolidated from the effective date of acquisition or up to the effective date of disposal, as appropriate.

The cost of an acquisition is measured as the fair value of the assets given, equity instruments issued and liabilities incurred or assumed at the date of exchange, plus costs directly attributable to the acquisition. Identifiable assets acquired and liabilities and contingent liabilities assumed in a business combination are initially measured at fair value at the acquisition date irrespective of the extent of any non-controlling interests. The interests of non-controlling shareholders are stated at the non-controlling proportion of the fair values of the assets and liabilities recognised. Subsequently, any losses applicable to the non-controlling interests in excess of the non-controlling interests are allocated against the interests of the parent.

The excess of cost of acquisition over the fair value of the Group's share of identifiable net assets acquired is recognised as goodwill. Any deficiency of the cost of acquisition below the fair value of identifiable net assets acquired (i.e. discount on acquisition) is recognised directly in the consolidated statement of profit or loss and comprehensive income.

All intra-group transactions, balances, and unrealised gains on transactions between Group companies are eliminated on consolidation. Unrealised losses are also eliminated unless the transaction provides evidence of an impairment of the asset transferred.

Investments in associates and joint venture

An associate is an entity over which the Group is in a position to exercise significant influence, but not control or joint control, through participation in the financial and operating policy decisions of the investee.

A joint venture is a joint arrangement where the parties to the joint venture have rights to the net assets of the joint arrangement and have contractually agreed sharing of joint control over the relevant activities through which the parties to the arrangement can participate to the decision making of the relevant activities require unanimous consents and joint control.

**DAR AL ARKAN REAL ESTATE DEVELOPMENT COMPANY
SAUDI JOINT STOCK COMPANY
NOTES TO THE CONSOLIDATED FINANCIAL STATEMENTS
FOR THE YEAR ENDED 31 DECEMBER 2024 (CONTINUED)**

Equity method

Under equity method of accounting, the investments in associates or a joint venture is initially recognised in the consolidated financial position at cost and adjusted by the post-acquisition changes in the Group's share of the profit or loss and other comprehensive income and the net assets of the associate or a joint venture, less any impairment in the value of individual investments. The results, assets and liabilities of associates or joint ventures are incorporated in these consolidated financial statements using the equity method of accounting except when classified as held for sale. Losses of the associates or joint control over a joint venture in excess of the Group's interests in those associates or joint venture are recognised only to the extent that the Group has incurred legal or constructive obligations or made payments on behalf of the associate or joint venture.

An investment in associates or a joint venture is accounted under equity method of accounting from the date of acquisition. Any excess of cost of acquisition over the Group's share of the fair values of identifiable net assets of the associate or a joint venture at the date of acquisition is recognised as goodwill. The goodwill is included within the carrying amount of the investment and is assessed for impairment as part of that investment. Any deficiency of the cost of acquisition below the Group's share of the fair values of identifiable net assets of the associate or a joint venture at the date of acquisition (i.e. discount on acquisition) is recognised in the consolidated statement of profit or loss and comprehensive income.

When the investment in associates or a joint venture is classified as held for sale or ceases to be an associate or a joint venture, from that date, the group discontinue the use of equity accounting. When a partial sale of an associate or a joint venture which results in losing significant influence over that associate or a joint venture, the remaining investment is measured at fair value on the date of sale and recognised as a financial asset. The differences between the attributable shares of carrying amount for the retaining interest in that associate or a joint venture and its fair value is included in the determination of gain or loss of the disposal of the associates or a joint venture. In addition, the Group reclassifies the gains or losses from equity, previously recognised in the other comprehensive income to the statement of profit or loss and comprehensive income.

Where a Group company transacts with an associate or a joint venture of the Group, profits and losses are eliminated to the extent of the Group's interests in the relevant associate or a joint venture. Losses may provide evidence of an impairment of the asset transferred in which case appropriate provision is made for impairment.

After application of the equity method, the Group determines whether it is necessary to recognise an impairment loss on its investment in its associate or joint venture. At each reporting date, the Group determines whether there is objective evidence that the investment in the associate or joint venture is impaired. If there is such evidence, the Group calculates the amount of impairment as the difference between the recoverable amount of the associate or joint venture and its carrying value, and then recognises the loss within 'Share of net profits from associates and joint ventures' in the statement of profit or loss.

Investment in joint operation

A joint operation is an arrangement where Group entities have joint control of an arrangement and have legally binding rights to the assets and obligations for the liabilities of the arrangement. A Joint control is a legally agreed sharing of control of an arrangement and all the relevant activities of the arrangement require unanimous consent of the parties sharing control.

When the Group entity carry out its activities under joint operations, the Group recognises its interest under the joint operation as follows:

- The asset belongs to the Group, including its share of any assets acquired and held jointly;
- The Liabilities associated with the Group, including its share of any liabilities incurred jointly;
- Group's share of revenue arising from the joint operation;
- Group's expenses, including the share of expenses incurred jointly in the joint operations.

The Group accounts for the assets, liabilities, revenues and expenses associated with its interest in a joint operation in accordance with IFRSs applicable to the particular assets, liabilities, revenues and expenses. When the Group entity is a joint operator and the Group is involved with a sale or asset contribution to the joint operation, the profit and losses resulting from such transitions are recognised in the Groups consolidated financial statement only to the extent of other parties' share in the joint operation. When the Group entity is a joint operator and the Group is involved with a purchase transaction with the joint operation, the Group does not recognise the share of its gain or loss until such assets are resold to a third party.

**DAR AL ARKAN REAL ESTATE DEVELOPMENT COMPANY
SAUDI JOINT STOCK COMPANY
NOTES TO THE CONSOLIDATED FINANCIAL STATEMENTS
FOR THE YEAR ENDED 31 DECEMBER 2024 (CONTINUED)**

2.5 PROPERTY AND EQUIPMENT

Property and equipment are stated at cost less accumulated depreciation and any recognised impairment loss. Cost includes all directly attributable expenses incurred in bringing the property and equipment to their present location, condition until the property and equipment is available for use. The management periodically review and reassess the estimated future useful life and residual value and accordingly may change or modify the depreciation rates.

Depreciation is charged so as to write off the cost less estimated residual value of assets, other than land, over their estimated useful lives, using the straight-line method, on the following rates:

Buildings	3%
Leasehold improvements	5% - 20%
Vehicles	25%
Machinery and tools	20%
Office equipment	20% - 25%
Fixtures and Fittings	20%

The gain or loss arising on the disposal or retirement of an asset is determined as the difference between the sales proceeds and the carrying amount of the asset and is recognised in the consolidated profit or loss.

At each reporting date, the Group reviews the carrying amounts of its tangible assets to determine whether there is any indication that those assets have suffered an impairment loss. If any such indication exists, the recoverable amount of the asset is estimated in order to determine the extent of the impairment loss. Where the asset does not generate cash flows that are independent from other assets, the Group estimates the recoverable amount of the cash-generating unit to which the asset belongs. If the recoverable amount of an asset is estimated to be less than its carrying amount, the carrying amount of the asset is reduced to its recoverable amount. An impairment loss is recognised in the consolidated profit or loss immediately.

2.6 INVESTMENT PROPERTIES

Investment properties principally comprise completed projects (including properties and developed land held for long term capital appreciation) and projects under development (including property projects under construction, land projects under development and land awaiting development). Investment properties are held to earn rentals and/or for capital appreciation or both, rather than for sale in the ordinary course of business or for use in production or administrative function. Projects under development include those properties in progress of development or awaiting development to commence. These properties are not used for generating sales revenues through normal business operations. The investment properties are initially recognised at cost and the cost of an acquisition is measured at fair value of the assets acquired / transferred. All developments costs (design, development and staff cost) that are directly attributable to the acquisition/ development of the properties are capitalized to derive the total cost.

An investment property is derecognised on sale or disposal when permanently withdrawn or transferred to development properties. Any gain or loss arising from de-recognition of the investment property is recognised in the consolidated profit or loss immediately.

Investment properties are held to earn rentals and/or for capital appreciation, are stated at cost less accumulated depreciation and any recognised impairment loss. Depreciation is charged so as to write off the cost less estimated residual value of assets, other than land and properties under construction, over their estimated useful lives, using the straight-line method, on the following basis:

Buildings	3%
-----------	----

Gains or losses arising from the retirement or disposal of investment properties being the difference between the net disposal proceeds and carrying value are included in the consolidated profit or loss for the period of the retirement/disposal.

2.7 DEVELOPMENT PROPERTIES

All development properties are initially measured at acquisition cost and subsequently measured and accounted for lower of cost and net realisable value. This principally consists of projects under progress and land parcels under development for sales in the ordinary course of business, rather than to be held for rental or capital appreciation. Cost comprises all directly attributable cost including direct material cost, direct labour costs, borrowing costs and those overheads that have been incurred in bringing the development properties to their present location and condition. Cost is calculated using the average method. Impairment is tested comparing with net realisable value, which represents the estimated selling price less all estimated costs to completion and selling costs to be incurred.

The operating cycle of development properties is such that the majority of development properties are held for longer period and will not be realised within 12 months. If there is a change in management intention and identify any development property for immediate sale, then the same is split between long-term and short-term development properties representing non-current and current portion of development properties respectively. At each reporting date management categorises development properties projects as long term or short-term depending on its estimated completion and realisation date. If the completion and realisation date of a project is expected to be within a year from the date of the consolidated statement of financial position, the project is classified as short-term development properties.

2.8 IMPAIRMENT OF TANGIBLE ASSETS

At each reporting date, the Group reviews the carrying amounts of its tangible assets for any indication that those assets have suffered impairment losses. When it is not possible to estimate the recoverable amount of an individual asset, the Group estimates the recoverable amount of the cash-generating unit to which the asset belongs. When a reasonable and consistent basis of allocation can be identified, corporate assets are also allocated to individual cash-generating units, or otherwise they are allocated to the smallest group of cash-generating units for which a reasonable and consistent allocation basis can be identified. When such an indication exists, the recoverable amount of the asset is estimated in order to determine the extent of the impairment loss. Recoverable amount is the higher of fair value less costs to sell and value in use. In assessing value in use, the estimated future cash flows are discounted to their present value using a discount rate that reflects current market assessments of the time value of money and the risks specific to the asset for which the estimates of future cash flows have not been adjusted. If the recoverable amount of an asset is estimated to be less than its carrying amount, the carrying amount of the asset is reduced to its recoverable amount. An impairment loss is recognised in the consolidated profit or loss.

2.9 ISLAMIC BORROWING COSTS

Islamic borrowing costs directly attributable to the acquisition, construction or production of qualifying assets, which are assets that necessarily take a substantial period of time to get ready for their intended use or sale, are added to the cost of those assets, until such time as the assets are substantially ready for their intended use or sale. During the year, the Group has not capitalised any portion of its borrowing cost. Accordingly, all borrowing costs are recognised as finance costs in the consolidated profit or loss in the year in which they are incurred.

2.10 FINANCIAL INSTRUMENTS

Financial assets and financial liabilities are recognised in the Group's consolidated statement of financial position when the Group has become a party to the contractual provisions of the instrument.

The Group initially measure financial assets and financial liabilities at their fair value. All directly attributable transaction costs for the origination, acquisition or issuance of a financial assets and financial liabilities (except for financial assets and financial liabilities accounted at fair value through profit or loss) are added or deducted, as appropriate, from the respective fair value of the financial assets or financial liabilities on initial recognition. Transaction costs that are incurred for financial assets or financial liabilities accounted at fair value through profit or loss are recognised immediately in the consolidated profit or loss.

**DAR AL ARKAN REAL ESTATE DEVELOPMENT COMPANY
SAUDI JOINT STOCK COMPANY
NOTES TO THE CONSOLIDATED FINANCIAL STATEMENTS
FOR THE YEAR ENDED 31 DECEMBER 2024 (CONTINUED)**

Classification and measurement – financial assets

Classification and measurement of financial assets are based on the underlying business model and estimated cash flows on the basis of the entity's business model for managing the financial assets and the contractual cash flow characteristics of the financial assets. Any derivatives embedded in the contracts are not separated and is considered as a whole for classification. The financial assets are principally categorised as under;

- Amortised cost
- Fair value through other comprehensive income(FVTOCI)
- Fair value through profit or loss (FVTPL)

Financial assets that are initially recognised at fair value are subsequently measured at amortised cost based on expected credit loss (ECL) described below:

- 12-month expected credit losses- expected credit losses that result from those default events on the financial instrument that are possible within 12 months after the reporting date.
- Lifetime expected credit losses- expected credit losses that result from all possible default events over the life of the financial instrument.

In relation to the impairment of financial assets, IFRS 9 requires an expected credit loss model. The expected credit loss model requires the Group to account for expected credit losses and changes in those expected credit losses at each reporting date to reflect changes in credit risk since initial recognition of the financial assets. In other words, it is no longer necessary for a credit event to have occurred before credit losses are recognised.

Specifically, IFRS 9 requires the Group to recognise a loss allowance for expected credit losses on:

- Debt instruments measured subsequently at amortised cost or at FVTOCI;
- Lease receivables;
- Trade receivables and contract assets; and
- Financial guarantee contracts to which the impairment requirements of IFRS 9 apply.

A loss allowance for lifetime expected credit losses is required for a financial instrument if the credit risk of that financial instrument has increased significantly since initial recognition, as well as to contract assets or trade receivables that do not constitute a financing transaction in accordance with IFRS 15.

Trade receivables

Trade receivables are classified as financial assets and are initially recognised at the amount of consideration/ transaction price unless they contain significant financing components, when they are recognised at fair value. The Group do not charge interest on trade receivable and holds the principal outstanding of the trade receivables with the objective to collect the contractual cash flows therefore measures them subsequently at amortised cost using the effective interest method less any provision for impairment for expected credit loss. The Group assesses receivables that are individually significant and receivables included in a group of financial assets with similar credit risk characteristics for impairment. This assessment of impairment requires judgment. In making this judgment, the Group evaluates credit risk characteristics that consider past default experience of the customer and analyse the general economic conditions of the industry in which the customers operate and current financial position specific to the customers and an assessment of both the current as well as the forecast direction of past-due status and other loss event factors being indicative of the ability to pay all amounts due as per contractual terms at the reporting date. A provision for credit loss is made where there is an objective evidence, including customers with financial difficulties or in default on payments, that amounts will not be recovered in accordance with original terms of the agreement and the carrying value of the receivable exceeds the present value of the future cash flow discounted using the original effective interest rate. The carrying value of the receivable is reduced with the provision for expected credit loss and any impairment loss is recognised in the consolidated profit or loss.

Management applies the simplified approach in calculating ECLs. Therefore, management does not track changes in credit risk, but instead recognised a loss allowance base on lifetime ECL's at each reporting date. Management has established a provision matrix that is based on its historical credit loss experience, adjusted for forward-looking factors specific to the debtors and the economic environment.

Cash and cash equivalents

Cash and cash equivalents comprise cash in hand and at bank and other short-term deposits held by the Group with original maturities of three months or less.

Held for trading investments

Held for trading investments are recognised initially at fair value; transaction costs are taken directly to the consolidated statement of profit or loss and other comprehensive income and thereafter stated at fair value by reference to exchange quoted market bid prices at the close of business on the consolidated balance sheet date. The unrealized and realized gains and losses from sale of held for trading investments are recorded in the consolidated statement of profit or loss and other comprehensive income.

Financial liabilities

Financial liabilities include Islamic Sukuk and Islamic Murabaha and are classified according to the substance of the respective contractual arrangement and are initially measured at their fair value, net of transaction costs. Financial liabilities are subsequently carried at their amortised cost, with commission cost being recognised on an effective yield basis in the consolidated statement of profit or loss over the term of the instrument.

Trade payables

Trade payables are initially recognised at fair value and subsequently at amortised cost using the effective interest rate method.

2.11 REVENUE RECOGNITION

Revenue represents the sale of completed real estate properties, revenue from construction/ development of real estate properties and leasing of residential properties.

Sale of completed properties – recognised at the point of sale

Real estate properties which are sold as completed properties are immediately recognised as revenue at the point of sale. The revenue for these categories of assets are only recognised when the control with significant risks and rewards of ownership have been transferred to the buyer and the Group had enforceable right to payment for the performance completed. The transfer of ownership and the controls are assessed at the time of legal completion of the sale or transfer of assets. Revenue is measured at the fair value of consideration entitled in a contract.

Properties constructed/developed under contract with customer– recognised over the time

The group develop and sale properties under long term construction/development contract or agreement. Usually such contracts are entered before the start of the construction and the terms of the contracts restrict the transfer of asset to another customer and has no other alternative use and the Group had enforceable right to payment for the performance completed to date where the objective and the outcome of such contracts can be estimated reliably, the revenue and cost of such developments are recognised in proportion to the performed/measured stages of completion against the total contractual obligations/miles stones including variation, claims and incentives at the end of each reporting period, except where the performed work are not a representative of the stage of completion.

Where the outcome of the contract cannot be estimated reliably, the contract revenue is recognised to the extent of cost incurred and probability recoverable against such contract.

The Group recognises all the incremental costs of obtaining or performing a contract as assets if it expects to recover those costs from the transaction price. The incremental costs are those costs that the Group would not have incurred if the contract had not been obtained. All costs to fulfil its obligations under an existing contract, or an anticipated contract, are capitalised in accordance with IFRS 15 if the costs:

- directly relates to such specific contract;
- are expected to be recovered.
- Create, enhance or generate the resources of the company which will be used in performing the current or future performance obligations

All asset recognised in relation to contract costs is systematically amortised on a basis consistent with the pattern or proportion of transfer of the obligation under the contract to which the asset relates.

If the overall amortisation period of such expenses is one year or less the Group may expense such cost when incurred. All advance payments and the milestone payment which received in excess of the revenue recognised to date are recognised as contract liability. Considering the short period between the milestone payment and revenue recognition under the cost-to-cost method, these are not considered to be a significant financing component in the construction contracts with customers.

The Group assesses the carrying value of such assets and when it is probable that the total contract cost will exceed total contract revenue, the estimated loss is recognised as expenses immediately

Construction Management Services – recognised over the time

Revenue from construction management services is measured on the considerations specified in the contract with customers. Contract revenues are recognized based on services provided to the customers (the services represent the performance obligation of the contract) over the terms of these agreements.

Leases

With respect to lease rental income, the Group recognises revenue on a straight-line basis over the lease term.

2.12 ZAKAT

Zakat is calculated pursuant to Zakat Regulation in the Kingdom of Saudi Arabia and recognised in the respective subsidiaries or in the consolidated statement of profit or loss in each year. The provision is based on an estimate of Zakat that is adjusted in the financial year in which the final assessment of Zakat is issued by the Zakat, Tax and Customs Authority (“ZATCA”). Any change in the estimate resulting from the final assessment is recognised in that year when final assessments are received.

2.13 FOREIGN CURRENCIES

Transactions in currencies other than Saudi Riyals, the presentational and functional currency of each subsidiary within the Group, are recorded at the rates of exchange prevailing on the dates of the transactions. At the reporting date, monetary assets and liabilities that are denominated in foreign currencies are retranslated at the rates prevailing at that date. Non-monetary assets and liabilities carried at fair value, that are denominated in foreign currencies, are translated at the rates prevailing at the date when the fair value was determined. Non-monetary items that are measured in terms of historical cost in a foreign currency are not retranslated. The resulting exchange gains or losses are recognised in the consolidated statement of profit or loss and comprehensive income.

2.14 STATUTORY RESERVE

According to the bylaws of the Company, the Group is required to retain 10% of net income in the statutory reserve. The Group may stop the transfers when this reserve reaches 30% of the share capital. This reserve is not available for dividend distribution.

2.15 END OF SERVICE INDEMNITIES

The Group provides end of service benefits to its employees in accordance with the labour law provisions of Saudi Arabia. The entitlement to these indemnities is based upon the employee's final salary, length of service and the completion of a minimum service period. The costs of these indemnities are accrued over the period of employment, based on the estimated ultimate payment.

Re-measurements, comprising of actuarial gains and losses, are recognized immediately in the statement of financial position with a corresponding debit or credit to retained earnings through other comprehensive income, in the year in which they occur. Re-measurements are not reclassified to profit or loss in subsequent periods.

2.16 RETIREMENT BENEFIT COSTS

The Group makes contributions in line with the General Organisation for Social Insurance Regulations and are calculated as a percentage of employees' wages. Payments made to state-managed retirement benefit schemes are dealt with as payments to defined contribution plans where the Group's obligations under the schemes are equivalent to those arising in a defined contribution retirement benefit plan. Payments made to defined contribution retirement benefit plans are charged as an expense as they fall due.

2.17 PROVISIONS

A provision is recognised if, as a result of past events, the Group has a present legal or constructive obligation that can be estimated reliably, and it is probable that an outflow of economic benefit will be required to settle the obligation.

**DAR AL ARKAN REAL ESTATE DEVELOPMENT COMPANY
SAUDI JOINT STOCK COMPANY
NOTES TO THE CONSOLIDATED FINANCIAL STATEMENTS
FOR THE YEAR ENDED 31 DECEMBER 2024 (CONTINUED)**

2.18 LEASING

The Group assesses at contract inception whether a contract is, or contains, a lease. That is, if the contract conveys the right to control the use of an identified asset for a period of time in exchange for consideration.

Group as a lessor

Leases in which the Group does not transfer substantially all the risks and rewards incidental to ownership of an asset are classified as operating leases. Rentals receivable under leases are recognised to the consolidated profit or loss on a straight-line basis over the term of the relevant lease.

Initial direct costs incurred in negotiating and arranging an operating lease are added to the carrying amount of the leased asset and recognised over the lease term on the same basis as rental revenue.

Group as a lessee

At the inception of non-cancellable leases an asset identified as “right-of-use assets” measured at cost with appropriate discounting applied on relevant components of lease term and payment obligations including initial direct cost, lease escalations and lease incentives mentioned in the underlying lease agreement. Subsequent to the initial measurement and recognition, the “right-of-use assets” are periodically measured by using cost model which comprises initially measured cost and any impairment adjustments less accumulated depreciation.

Corresponding to this commencement date a “lease liability” is measured at the net present value of all the unpaid lease payments as on that date discounted by using the rate implicit in the lease, if this rate cannot be readily determined, the Group uses its incremental borrowing rate. Subsequent to the initial measurements “lease liability” are periodically measured by increasing the carrying cost to reflect the interest charge on unpaid future lease liability and any re-measurement adjustment less lease payments made up to that date.

The depreciation cost for “right- of-use assets” and the interest cost for “lease liability” is charged to the consolidated profit or loss as depreciation and finance charges.

In case of existing, short term, small value leases the entity continues to charge the periodic lease payments to the consolidated profit or loss as an expense on straight-line basis over the term of the relevant lease.

3 SIGNIFICANT ACCOUNTING ESTIMATES, ASSUMPTIONS AND JUDGMENTS

The preparation of the Group’s consolidated financial statements requires management to make judgements, estimates and assumptions that affect the reported amounts of revenues, expenses, assets and liabilities, and the accompanying disclosures, and the disclosure of contingent liabilities. Uncertainty about these assumptions and estimates could result in outcomes that require a material adjustment to the carrying amount of assets or liabilities affected in future periods.

Revenue Recognition

The Group recognises revenue (refer note 2.11) when the control with significant risks and rewards of ownership is transferred to the buyer. The Group measures the revenue based on the consideration entitled in a contract with a customer excluding amounts, if any, collected for and on behalf of third parties.

With respect to land properties/projects, the Group receives an initial non-refundable deposit upon signing the sale contract with the balance being paid on a deferred basis, which typically does not exceed three months. The Group recognises the full amount of the consideration as revenue at the point in time when the control of the property is transferred to the buyer through a legally enforceable sale contract which is signed between the buyer and the Group.

With respect to residential and commercial projects, the Group typically receives an initial deposit on the signature of the sales contract and the balance is collected over a period as per the terms of the contract. Revenue from the sale of these properties is only recognized at the point in time when the control of the property is transferred to the buyer through a legally enforceable sale contract which is signed between the buyer and the Group and the completed property is delivered to the purchaser.

With respect to residential and commercial projects sold under a construction contract, usually such contracts are entered before the start of the construction and the terms of the contracts restrict the transfer of asset to another customer and has no other alternative use and the Group had enforceable right to payment for the performance completed to date where the objective and the outcome of such contract or agreement can be estimated reliably, the revenue and cost of such developments are recognised when the control is passed with significant risks and rewards of ownership to the buyer. The revenue against these customer contracts is

DAR AL ARKAN REAL ESTATE DEVELOPMENT COMPANY
SAUDI JOINT STOCK COMPANY
NOTES TO THE CONSOLIDATED FINANCIAL STATEMENTS
FOR THE YEAR ENDED 31 DECEMBER 2024 (CONTINUED)

recognised over the time as per under IFRS 15 in proportion to the performed/measured stages of completion against the total contractual obligations/milestones including variation, claims and incentives at the end of each reporting period, except where the performed work are not a representative of the stage of completion.

A performance obligation is considered satisfied over the time when at least one of the following criteria is met:

- The customer receives and consumes the benefits of the Companies' performance as it performs.
- The performance creates and enhances the value of the customer-controlled asset.
- The Group has no alternative use to the asset being created and has the legally enforceable right to payment for all obligations performed or completed to date.

With respect to project management, cost management and construction management revenue recognition and profit is dependent upon a number of factors, including the accuracy of a variety of estimates made at the balance sheet date, such as material quantities, the achievement of milestones, penalty provisions if any, labour productivity and cost estimates. Variable consideration is included in the estimate of transaction price only to the extent that a significant reversal would not be probable. We continuously monitor factors that may affect the quality of our estimates, and material changes in estimates are disclosed accordingly.

With respect to lease rental income, the Group recognises revenue on a straight line basis over the lease term.

Recognition of cost of sales

The Group has development properties which typically contain a number of individual projects within each development. In order to determine cost of sales related to properties or units sold during the year, the management estimates and average the costs of the entire developments, including infrastructure costs and overall construction and other directly attributable costs to arrive the total estimated cost of the project. These estimated costs are allocated to each project within the development and each unit within a project. These estimates are reviewed regularly on a profit per project basis and revised as necessary. Any significant change in these estimates may result in additional costs being recorded in future periods related to revenue recognised in a prior year.

Measurement of contract assets and trade receivables

The group management makes significant assumptions on the estimation of expected credit loss (ECL) in connection with contract assets and/or trade receivables which is assessed based on the terms of contracts. The Group assesses receivables that are individually significant and receivables included in a group of financial assets with similar credit risk characteristics for impairment. This assessment of impairment requires judgment. In making this judgment, the Group evaluates credit risk characteristics giving considerations for past default experience of the customer, analyse the general economic conditions of the industry in which the customers operate, current financial position specific to the customers and an assessment of both the current as well as the forecast direction of past-due status and other loss event factors being indicative of the ability to pay all amounts due as per contractual terms at the reporting date. A provision for expected credit loss is made where there is an objective evidence, including customers with financial difficulties or in default on payments, that amounts will not be recovered in accordance with original terms of the agreement and the carrying value of the receivable exceeds the present value of the future cash flow discounted using the original effective interest rate.

Based on such periodic assessment the Group recognise for full lifetime expected losses for all contract assets and/or all trade receivables with or without significant financing transaction using provision matrix and for lease receivables. For all other financial instruments, expected credit losses are measured at an amount equal to the 12-month expected credit losses.

Classification of properties

The Group's properties are classified as either investment properties or development properties. Management has made various judgments to determine whether a property qualifies as an investment property which is held to earn rentals and/or for capital appreciation or both. These are not used for generating sales revenues through normal business operations. A development property comprises completed properties, developed land, property projects under construction, land projects under development and land awaiting development predominantly identified for sale in the ordinary course of business. In making its judgment, management considers its intended use of property. When management assess that certain investment properties will be disposed as part of normal business operation, their carrying cost will be transferred to development properties for final completion of development and transfer.

DAR AL ARKAN REAL ESTATE DEVELOPMENT COMPANY
SAUDI JOINT STOCK COMPANY
NOTES TO THE CONSOLIDATED FINANCIAL STATEMENTS
FOR THE YEAR ENDED 31 DECEMBER 2024 (CONTINUED)

Subsequent transfer of investment properties

Investment properties are the interests in land and/or buildings that are held for earning rentals or investment potential and not for sale in the ordinary course of business. Management assesses the intended use of its real estate properties on continuous basis and summarises the portfolio at every reporting year. When the periodic management assessment identifies any change in the use of a property previously classified as investment properties, their carrying cost is transferred to development properties for further development and final transfer under ordinary course of business. While re-assessing the intended use, management considers the holding period, possibility of further appreciations, related economic activities around such properties and need for further development to make the property ready for sale.

Transfers are made to investment property when, and only when, there is a change in use, evidenced by the end of owner occupation or commencement of an operating lease. Transfers are made from investment property when, and only when, there is a change in use, evidenced by commencement of owner occupation or commencement of development with the intent to sale.

Carrying value of development properties

The Group's principal activity is currently the development and sale of land, residential and commercial property. Due to the nature of this activity, much of the development is speculative in nature. Accordingly, the consolidated statement of financial position at 31 December 2024 reflects assets that are not covered by forward sales contracts.

The development properties are stated at the lower of cost and net realisable value. The Group assesses the net realisable value of its development properties at each reporting date, through an internal tolerance check, which includes an assessment of profit per project basis and compares the carrying and estimated future costs to complete with the expected selling price per unit based on historical activities and available comparable in the surrounding location.

For the determination of the expected net realisable value of the development properties, the Group extensively uses its management's subjective expertise and location knowledge together with comparable transactions recorded in the surrounding area for non-related arms lengths transactions. The estimated mark-up arrived using these methodologies disclosed as a percentage (%) of net-margin over the carrying cost.

To neutralise data risk, the Group also estimates the potential uplift in value of its development properties by using the Accounting Rate of Return ("ARR"). Under ARR method, the Group estimates return from assets considering future revenue streams, development costs and all directly attributable cost including financing cost, market risk and targeted profit. These assumptions and estimates are reviewed periodically based on the market conditions existing at the end of every reporting year.

Below are the key assumptions the Group used to estimate net realisable value of its development property portfolio:

	2024	2023
	Range	Range
Profit margin on carrying cost – development properties	20% - 25%	20% - 25%
Targeted ARR – development properties	3-5%	3-5%

Fair value measurements

Fair value is the price that would be received to sell an asset or paid to transfer a liability in an orderly transaction between market participants at the measurement date, regardless of whether that price is directly observable or estimated using another valuation technique.

While estimating the fair value of an asset or a liability the group take into consideration of the assumptions that market participants would use when pricing the asset or liability for their best economic interest.

Fair value measurement of a non-financial asset takes into account a market participant's ability to generate economic benefits from the best use or by selling it to another market participant for the best use.

The Group uses valuation techniques that are appropriate in the circumstances and for which sufficient data are available to measure fair value, maximizing the use of relevant observable inputs and minimizing the use of unobservable inputs.

For the financial reporting purpose, The Group uses the following hierarchy for determining and disclosing the fair value of assets and liabilities;

DAR AL ARKAN REAL ESTATE DEVELOPMENT COMPANY
SAUDI JOINT STOCK COMPANY
NOTES TO THE CONSOLIDATED FINANCIAL STATEMENTS
FOR THE YEAR ENDED 31 DECEMBER 2024 (CONTINUED)

- Level 1: Quoted prices in active markets for the same instrument (i.e., without modification or additions);
- Level 2: Quoted prices in active markets for similar assets and liabilities or other valuation techniques for which all significant inputs are based on observable market data and;
- Level 3: Valuation techniques for which any significant input is not based on observable market data.

For the determination of the fair value of the investment properties, the Group engage third party independent real estate valuation experts using recognised valuation methods to value the investment properties wherever it is possible and practical. The fair value arrived using these methodologies are disclosed in note 5.

The valuation agencies mostly use capitalisation method, under this method the income under existing lease agreements are extrapolated to arrive at projected future rental revenues, which is capitalised at appropriate rates reflecting the investment market conditions at the valuation dates.

The groups future rental stream estimations are based on certain assumptions and are subject to market volatility, uncertainty and can materially differ from the actual results. The absence of well-developed and active market condition brings greater degree of uncertainty and volatility to estimated fair valuation of investment properties than which exists in a more active market.

Below are the key assumptions the group used to estimate fair value of its investment properties:

	<u>2024</u>	<u>2023</u>
	Range	Range
Estimated capitalisation of yields- investment properties	6-8%	6-8%

Determination of control, joint control and significant influence

Subsidiaries are all investees over which the Group has control. Management considers that it controls an investee when the Group is exposed to or has rights to the majority of the variable returns from its involvement with the investee and the ability to use its power over the investee to affect the amount of those returns through its power to direct the relevant activities of the investees.

The determination about whether the Group has power depends on the way decisions about the relevant activities are made and the rights the Group has, in relation to the investees. It is generally presumed that the Group could exercise significant influence when the Group owns 20% shareholding. However, detailed evaluation and judgements are required for each investee, particularly when the Group owns shareholding and voting rights of more or less than 20% to assess whether the Group has 'significant influence' over such investees.

4 REPORTING SEGMENTS

For management purpose, the Group is organised into two segments. Management develops its strategic planning, resource allocation and business model around these segments and the Chief Operating Decision Maker (CODM) monitors the operating results of these segments separately for the purpose of making decisions about resource allocation and performance assessment, therefore, Group's reportable segment under IFRS 8 is as follows:

- Development of Properties – Under this segment, the Group categorises all its real estate properties under development which are acquired, developed and sold. It includes:
 - Residential and commercial properties whether completed or under development ("Residential and Commercial Projects")
 - Land and investment in land properties which are undeveloped, developed with or without infrastructure and the sale of such properties ("Land Projects").
- Leasing of Properties – leasing and management of properties that the Group has retained as rental properties including commercial and residential units on its Master-Planned Communities for generating recurring revenues.

All Other segments- the sale of luxury furniture items and project management & consulting are not reportable segments, as these are not separately included in the report provided to CODM or do not meet the criteria for quantitative threshold. The result of its operations is included in the "Other" column.

The Group does not allocate share of profits of associates, general administration, selling and marketing costs including directors' salaries, finance costs, other income and Zakat expense to its segments.

DAR AL ARKAN REAL ESTATE DEVELOPMENT COMPANY
SAUDI JOINT STOCK COMPANY
NOTES TO THE CONSOLIDATED FINANCIAL STATEMENTS
FOR THE YEAR ENDED 31 DECEMBER 2024 (CONTINUED)

Substantially all of segment operating activity (including revenue and costs) for the year ended 31 December 2024 and 31 December 2023 was generated from the development properties segment. The Group provided breakdown of revenue, profit, assets and liabilities by operating segment.

The Group operates mainly in Saudi Arabia and all its revenues are derived from its portfolio of properties which the Group manages.

The segment wise revenue, gross profit, operating expenses, operating profit, total assets and total liabilities from development properties (land, residential and commercial projects) and leasing of properties are presented below:

	Notes	For the year ended 31 December 2024			
		Development Properties	Leasing of Properties	Other	Group Total
SEGMENT WISE PROFIT & LOSS		SR 000	SR 000	SR 000	SR 000
Revenue	17	3,449,850	143,286	165,886	3,759,022
Cost of revenue	18	(2,008,665)	(33,658)	(116,691)	(2,159,014)
GROSS PROFIT		1,441,185	109,628	49,195	1,600,008
Operating expenses:					
General and administrative expenses	19				(265,901)
OPERATING PROFIT					1,334,107
Finance costs	20				(853,906)
Share of net profit from associates and joint ventures	8 a				63,513
Other income, net	21				264,819
PROFIT BEFORE ZAKAT					808,533
SEGMENT WISE ASSETS & LIABILITIES					
TOTAL ASSETS		35,714,687	1,045,652	179,883	36,940,222
TOTAL LIABILITIES		14,322,259	1,398,473	118,776	15,839,508

DAR AL ARKAN REAL ESTATE DEVELOPMENT COMPANY
SAUDI JOINT STOCK COMPANY
NOTES TO THE CONSOLIDATED FINANCIAL STATEMENTS
FOR THE YEAR ENDED 31 DECEMBER 2024 (CONTINUED)

	Notes	For the year ended 31 December 2023			
		Development Properties	Leasing of Properties	Other	Group Total
SEGMENT WISE PROFIT & LOSS		SR 000	SR 000	SR 000	SR 000
Revenue	17	2,571,263	133,204	2,633	2,707,100
Cost of revenue	18	(1,602,073)	(34,132)	(489)	(1,636,694)
GROSS PROFIT		969,190	99,072	2,144	1,070,406
Operating expenses: General and administrative expenses	19				(205,096)
OPERATING PROFIT					865,310
Finance costs	20				(764,459)
Other income, net	21				213,534
Share of net profit from associates and joint ventures	8 a				312,033
PROFIT BEFORE ZAKAT					626,418
SEGMENT WISE ASSETS & LIABILITIES					
TOTAL ASSETS		32,473,501	1,119,719	62,084	33,655,304
TOTAL LIABILITIES		12,609,206	692,183	62,034	13,363,423

**DAR AL ARKAN REAL ESTATE DEVELOPMENT COMPANY
SAUDI JOINT STOCK COMPANY
NOTES TO THE CONSOLIDATED FINANCIAL STATEMENTS
FOR THE YEAR ENDED 31 DECEMBER 2024 (CONTINUED)**

5. INVESTMENT PROPERTIES, NET

The movement in investment properties is as follows:

	2024	2023
	SR 000	SR 000
COST		
At beginning of the year	1,392,932	1,414,507
Transfer to development properties (note 6)	(14,555)	(22,002)
Additions/deletion	(220)	427
At end of the year	<u>1,378,157</u>	<u>1,392,932</u>
ACCUMULATED DEPRECIATION		
At beginning of the year	364,719	336,699
Transfer to development properties (note 6)	(3,220)	(6,112)
Charged during the year (note 18)	33,658	34,132
At end of the year	<u>395,157</u>	<u>364,719</u>
CARRYING AMOUNT AT THE END OF THE YEAR	<u>983,000</u>	<u>1,028,213</u>

Included within investment properties is land with an original cost of SR 270 million (31 December 2023: SR 270 million).

Fair value estimation:

Fair value of the investment properties is estimated by a recognised independent valuation agency not related to the Group (ValuStrat Saudi Arabia, a licensed member of Saudi Authority of Accredited Valuers) by using income capitalisation method in December 2024. The range of capitalisation rates are determined based on the nature and the highest and the best designated use of the assets and various external references for similar type of assets. There has been no change in the valuation technique during the year. The annualised lease cash flows are estimated by extrapolating and adjusting current lease revenues for optimal occupancy and capitalising it at an annual rent yield of 6-8% (2023: 6-8%) between residential and commercial leased properties to arrive the fair value estimated as below:

	2024	2023
	SR 000	SR 000
CARRYING AMOUNT	<u>983,000</u>	<u>1,028,213</u>
ESTIMATED FAIR VALUE		
Estimated on annual rent yield on investment properties	<u>1,457,000</u>	<u>1,488,000</u>

Sensitivity in fair value estimation:

	Increase in rate	Decrease in rate
	SR 000	SR 000
Change in fair value of investment properties		
50 basis points change in capitalisation rate	<u>(63,000)</u>	<u>70,000</u>
Sensitivity impact on estimated fair value	<u>(63,000)</u>	<u>70,000</u>

The estimated fair value of Group's investment properties can be impacted by unobservable inputs determined based on existing market conditions. The impact of two unobservable inputs may not be off-setting each other; for example, an increase in capitalisation rate may off- set an increase in annual rent but an increase in annual rent with a decrease in capitalisation rate would boost the fair value.

The fair value of investment properties disclosed is categorised under Level 3 in the fair value hierarchy.

DAR AL ARKAN REAL ESTATE DEVELOPMENT COMPANY
SAUDI JOINT STOCK COMPANY
NOTES TO THE CONSOLIDATED FINANCIAL STATEMENTS
FOR THE YEAR ENDED 31 DECEMBER 2024 (CONTINUED)

6. DEVELOPMENT PROPERTIES

The movement in development properties, the principal operation of the Group, is summarised as follows:

	Year ended 31 December 2024				
	Short-term developed projects	Short-term developed land	Long-term developed land/project	Long-term projects under development	Total
	SR 000	SR 000	SR 000	SR 000	SR 000
COST					
At beginning of the year	2,407	109,071	1,046,183	19,215,626	20,373,287
Additions, net during the year	-	396	171,753	2,663,792	2,835,941
Disposal of a subsidiary (note 30)	-	-	(222,759)	-	(222,759)
Transfer, net (note a)	-	-	11,335	-	11,335
Charged to cost of sales during the year (note 4)	-	-	(26,351)	(1,982,314)	(2,008,665)
CARRYING AMOUNT AT THE END OF THE YEAR	2,407	109,467	980,161	19,897,104	20,989,139
Short-term development properties					111,874
Long-term development properties					20,877,265

	Year ended 31 December 2023				
	Short-term developed projects	Short-term developed land	Long-term developed land/project	Long-term projects under development	Total
	SR 000	SR 000	SR 000	SR 000	SR 000
COST					
At beginning of the year	2,407	141,925	2,002,503	18,561,060	20,707,895
Additions, net during the year	-	(4,847)	64,935	2,162,003	2,222,091
Deemed disposal (note b)	-	-	(961,838)	(8,678)	(970,516)
Transfer, net (note a)	-	-	15,890	-	15,890
Charged to cost of sales during the year (note 4)	-	(28,007)	(75,307)	(1,498,759)	(1,602,073)
CARRYING AMOUNT AT THE END OF THE YEAR	2,407	109,071	1,046,183	19,215,626	20,373,287
Short- term development properties					111,478
Long-term development properties					20,261,809

The properties held for development are stated at the lower of cost and net realisable value. Development properties are classified as current if they completed or expected to be completed/realised within 12 months, otherwise they are classified as non-current.

Projects under development include land with cost amounting to SR 16.5 billion (31 December 2023: SR 15.83 billion), which represents the Group's share in land with other investors according to the contract and agreements for investments and development of the land.

During the year ended 31 December 2024 the Group has not capitalised borrowing costs on qualifying assets (31 December 2023: SR nil).

DAR AL ARKAN REAL ESTATE DEVELOPMENT COMPANY
SAUDI JOINT STOCK COMPANY
NOTES TO THE CONSOLIDATED FINANCIAL STATEMENTS
FOR THE YEAR ENDED 31 DECEMBER 2024 (CONTINUED)

Note (a) – During the year ended 31 December 2024, investment properties with a net book value of SR 11,335 thousand were transferred to development properties (31 December 2023: SR 15,890 thousand) (note 5).

Note (b) – During the year ended 31 December 2023, development properties with a book value of SR 970,516 thousand were derecognised due to loss of control (Note 29).

Internal tolerance evaluation:

During the year, the Group's management and directors conducted an internal tolerance evaluation on its development properties portfolio to identify the existence or indication of possible impairment. This internal tolerance evaluation is based on the market indications and margins achieved on similar parcels of properties. The internal tolerance evaluation for the reporting year demonstrated an estimated market value indicating an average uplift of 20% (31 December 2023: 20%) across the development property portfolio. The management believes that the resultant uplift on the book value is a conservative indication of the value of the development properties of the Group.

In view of the continuing volatility and uncertainty in the real estate sector, the transaction volumes are showing considerable stabilisation on lowering price trend. Hence, to normalise the internal value assumptions along with known comparable transaction between unrelated parties at arms-length around properties, the management included an additional valuation technique of average accounting rate of return ("ARR") in the range of 3-5% (2023: 3-5%) for development properties to arrive at the estimated values.

	Year ended 31 December 2024				
	Short-term developed project	Short-term developed land	Long-term developed land/project	Long-term projects under development	Total
	SR 000	SR 000	SR 000	SR 000	SR 000
COST	2,407	109,467	980,161	19,897,104	20,989,139
ESTIMATED VALUE					
Estimated value @ 20% margins on cost	3,000	131,000	1,176,000	23,877,000	25,187,000
Estimated value @ 3-5 % ARR	3,000	139,000	1,205,000	23,129,000	24,476,000
Average value of land	3,000	135,000	1,190,500	23,503,000	24,831,500
Estimated Value	3,000	136,000	1,189,000	23,495,000	24,823,000

	Year ended 31 December 2023				
	Short-term developed project	Short-term developed land	Long-term developed land/project	Long-term projects under development	Total
	SR 000	SR 000	SR 000	SR 000	SR 000
COST	<u>2,407</u>	<u>109,071</u>	<u>1,046,183</u>	<u>19,215,626</u>	<u>20,373,287</u>
ESTIMATED VALUE					
Estimated value @ 20% margins on cost	3,000	131,000	1,255,000	23,060,000	24,449,000
Estimated value @ 3-5 % ARR	<u>3,000</u>	<u>133,000</u>	<u>1,229,000</u>	<u>21,974,000</u>	<u>23,339,000</u>
Average value of land	<u>3,000</u>	<u>132,000</u>	<u>1,242,000</u>	<u>22,517,000</u>	<u>23,894,000</u>
Estimated Value	3,000	130,000	1,238,000	22,500,000	23,871,000

The result of this exercise has indicated a higher value than carrying cost stated in the consolidated statement of financial position. A change in the basis of these estimates in the future could have an impact on the valuation of the development properties.

DAR AL ARKAN REAL ESTATE DEVELOPMENT COMPANY
SAUDI JOINT STOCK COMPANY
NOTES TO THE CONSOLIDATED FINANCIAL STATEMENTS
FOR THE YEAR ENDED 31 DECEMBER 2024 (CONTINUED)

Sensitivity analysis for internal tolerance valuation:

The estimated net realisable value of Group's development properties can be impacted by the market conditions exists at the time of actual transaction. The following table shows the effect of changes in margin % and ARR on the estimated value of development properties:

	<u>Increase</u>	<u>Decrease</u>
	SR 000	SR 000
Change in value of development properties		
10% change in margins	2,099,000	(2,099,000)
1% change in ARR	990,000	(940,000)
Average change in value of development properties	<u>1,544,500</u>	<u>(1,519,500)</u>

The above values represent the minimum impact on net realisable value of the development properties of the Group exclusively for the impairment study purposes. It is not the fair market value of the development properties.

DAR AL ARKAN REAL ESTATE DEVELOPMENT COMPANY
SAUDI JOINT STOCK COMPANY
NOTES TO THE CONSOLIDATED FINANCIAL STATEMENTS
FOR THE YEAR ENDED 31 DECEMBER 2024 (CONTINUED)

7. PROPERTY AND EQUIPMENT, NET

31 DECEMBER 2024	Land and buildings SR 000	Leasehold improvement SR 000	Vehicles SR 000	Machinery and tools SR 000	Office equipment SR 000	Total SR 000
COST						
Balance at 1 January 2024	92,125	36,929	7,964	27,088	64,455	228,561
Additions for the year	-	7,817	-	-	1,607	9,424
Acquisition of a subsidiary (note 31)	-	1,501	-	-	2,042	3,543
Disposal of a subsidiary (note 30)	-	(7,039)	-	-	(339)	(7,378)
Disposal	-	(536)	-	-	(4,573)	(5,109)
Balance at 31 December 2024	<u>92,125</u>	<u>38,672</u>	<u>7,964</u>	<u>27,088</u>	<u>63,192</u>	<u>229,041</u>
ACCUMULATED DEPRECIATION						
Balance at 1 January 2024	54,357	14,535	7,690	19,441	58,980	155,003
Depreciation for the year (note b)	2,505	6,814	70	664	1,932	11,985
Disposal of a subsidiary (note 30)	-	(1,953)	-	-	(17)	(1,970)
Disposal	-	(338)	-	-	(4,573)	(4,911)
Balance at 31 December 2024	<u>56,862</u>	<u>19,058</u>	<u>7,760</u>	<u>20,105</u>	<u>56,322</u>	<u>160,107</u>
CARRYING AMOUNT AT 31 DECEMBER 2024	<u>35,263</u>	<u>19,614</u>	<u>204</u>	<u>6,983</u>	<u>6,870</u>	<u>68,934</u>
31 DECEMBER 2023	Land and buildings SR 000	Leasehold improvement SR 000	Vehicles SR 000	Machinery and tools SR 000	Office equipment SR 000	Total SR 000
COST						
Balance at 1 January 2023	92,125	20,690	8,018	27,088	69,921	217,842
Additions for the year	-	18,185	280	-	858	19,323
Deemed disposal (note a)	-	(1,660)	-	-	(5,069)	(6,729)
Disposal	-	(286)	(334)	-	(1,255)	(1,875)
Balance at 31 December 2023	<u>92,125</u>	<u>36,929</u>	<u>7,964</u>	<u>27,088</u>	<u>64,455</u>	<u>228,561</u>
ACCUMULATED DEPRECIATION						
Balance at 1 January 2023	51,852	11,012	8,015	18,573	60,009	149,461
Depreciation for the year	2,505	4,445	9	868	2,560	10,387
Deemed disposal (note a)	-	(922)	-	-	(2,563)	(3,485)
Disposal	-	-	(334)	-	(1,026)	(1,360)
Balance at 31 December 2023	<u>54,357</u>	<u>14,535</u>	<u>7,690</u>	<u>19,441</u>	<u>58,980</u>	<u>155,003</u>
CARRYING AMOUNT AT 31 DECEMBER 2023	<u>37,768</u>	<u>22,394</u>	<u>274</u>	<u>7,647</u>	<u>5,475</u>	<u>73,558</u>

(Note a): During the year ended 31 December 2023, properties and equipment with a net book value of SR 3,244 thousand were derecognised due to loss of control (note 29).

(Note b): During the year ended 31 December 2024, depreciation for the year amounting to SR 10,205 thousand, SR 640 thousand & SR 1,140 thousand is charged to general & administrative expenses, cost of revenue and discontinued operations respectively (31 December 2023: 10,387 thousand charged to general & administrative expenses).

DAR AL ARKAN REAL ESTATE DEVELOPMENT COMPANY
SAUDI JOINT STOCK COMPANY
NOTES TO THE CONSOLIDATED FINANCIAL STATEMENTS
FOR THE YEAR ENDED 31 DECEMBER 2024 (CONTINUED)

8. INVESTMENTS IN ASSOCIATES AND JOINT VENTURE

Investments in associates and joint venture represent equity ownership in the investee companies, where the Group exercises significant influence or joint control. The Group's ownership in these investee companies ranges from 18% to 88%. For entities where the equity interest is less than 20% or more than 50%, management believes that it is able to exert significant influence due to contractual arrangement and its involvement and representation at board level. Movement in investments in associates and joint ventures is as follows:

a. Investments in associates and joint ventures:

	2024	2023
	SR 000	SR 000
Investments, beginning of the year	2,603,245	1,030,125
Additions (note iii)	-	1,255,123
Addition due to acquisition of a subsidiary (note vi)	29	-
Disposal, net (notes v & viii)	(32,262)	1,237
Share of net profits during the year	63,513	312,033
Other comprehensive (loss) / income during the year	(6,169)	4,727
Investments, end of the year	2,628,356	2,603,245

b. Summarised details of holding in respect of the Group's associates and joint venture is set out below:

Name of the entity	2024		2023	
	Amount	Holding	Amount	Holding
	SR 000	%	SR 000	%
Alkhair Capital Saudi Arabia (ACS) (i)	422,000	42.2%	422,000	42.2%
Khozam Real Estate Development Company (KDC) (ii)	525,547	66.5%	525,547	66.5%
Dar Global PLC (DG PLC) (iii)	1,255,123	88%	1,255,123	88%
Other associates and joint venture	52,298		71,474	
Accumulated share of profits & other comprehensive income	373,388		329,101	
Balance, end of the year	2,628,356		2,603,245	

DAR AL ARKAN REAL ESTATE DEVELOPMENT COMPANY
SAUDI JOINT STOCK COMPANY
NOTES TO THE CONSOLIDATED FINANCIAL STATEMENTS
FOR THE YEAR ENDED 31 DECEMBER 2024 (CONTINUED)

c. Summarised financial information in respect of the Group's associates and joint venture is set out below:

AS AT 31 DECEMBER 2024	KDC	ACS	DG PLC	OTHERS	TOTAL
	SR 000	SR 000	SR 000	SR 000	SR 000
Total assets	543,902	1,190,764	5,399,488	239,271	7,373,425
Total liabilities	(36,635)	(30,006)	(3,607,224)	(27,599)	(3,701,464)
Net assets	507,267	1,160,758	1,792,264	211,672	3,671,961
Others - note a	171,603	-	-	-	171,603
Group's share of net assets	508,936	489,840	1,577,192	52,388	2,628,356
For the year ended 31 December 2024					
Total revenue for the year	-	105,197	900,266	51,512	1,056,975
Total profit/loss for the year	844	27,073	55,864	2,781	86,562
Other adjustments - note b	-	145	-	(21)	124
Other comprehensive loss	-	-	(7,010)	-	(7,010)
Total comprehensive income/loss for the year	844	27,218	48,854	2,760	79,676
Group's share of profit/loss & other comprehensive income/loss for the year, net	561	11,486	42,992	2,305	57,344
AS AT 31 DECEMBER 2023	KDC	ACS	DG PLC	OTHERS	TOTAL
	SR 000	SR 000	SR 000	SR 000	SR 000
Total assets	543,059	1,156,162	2,874,441	310,675	4,884,337
Total liabilities	(36,635)	(22,622)	(1,131,032)	(76,914)	(1,267,203)
Net assets	506,424	1,133,540	1,743,409	233,761	3,617,134
Others - notes a & b	171,603	-	-	18,579	190,182
Group's share of net assets	508,375	478,354	1,534,200	82,316	2,603,245
For the year ended 31 December 2023					
Total revenue for the year	-	161,060	1,350,699	163,206	1,674,965
Total profit for the year	893	72,964	311,761	12,947	398,565
Other adjustments – note b	-	87	-	(670)	(583)
Other comprehensive income	-	-	5,372	-	5,372
Total comprehensive income for the year	893	73,051	317,133	12,277	403,354
Group's share of profit & other comprehensive income for the year, net	594	30,828	279,077	6,261	316,760

Other notes - (a) KDC net assets includes SR 172 million of premium paid to obtain exclusivity right - refer note (ii);
(b) Other adjustments pertain to the adjustment to retained earnings of the associates and joint venture.

Details of transactions with associates and joint ventures are disclosed under note 24 of these consolidated financial statements. The nature of relationship and operations of each reported entities are detailed below:

**DAR AL ARKAN REAL ESTATE DEVELOPMENT COMPANY
SAUDI JOINT STOCK COMPANY
NOTES TO THE CONSOLIDATED FINANCIAL STATEMENTS
FOR THE YEAR ENDED 31 DECEMBER 2024 (CONTINUED)**

- (i) **Alkhair Capital Saudi Arabia (ACS):** The Group had originally invested SR 102 million representing 34% of the paid-up share capital of ACS and during 2019, ACS increased the paid-up share capital by additional SR 700 million. The Group has acquired additional capital by investing SR 320 million and accordingly, the investment's initial cost was SR 422 million which represents 42.2% equity interest. This investment has been accounted for as investment in associate under equity method of accounting.
- (ii) **Khozam Real Estate Development Company (KDC):** The Group investment in KDC is 66.5% with Jeddah Development and Urban Regeneration Company (JDURC). As per the arrangements, the power to govern the financial and operating activities which affect the returns of KDC is jointly bestowed with the shareholders. Accordingly, the Group does not have any right to variable returns or absolute power to control with the ability to affect the returns of the investee company and consequently, the Group's investment in KDC is accounted for as investment in joint venture under equity method.

The KDC investment include SR 359 million as capital contributions fully paid in cash and SR 172 million premium paid to obtain exclusive right to participate in the Khozam project development. Based on assessment, the management believes that the value of the total investment in KDC has not impaired.

- (iii) **Dar Global PLC (DGPLC):** On 28 February 2023, Dar Global PLC, an indirectly wholly owned subsidiary of the Group, had listed its shares on the London Stock Exchange's main market for listed securities. Dar Global PLC offered 21,621,612 ordinary shares for subscription through a private placement at a price of USD 3.33 per share with a total value of USD 72 million. Due to issuance of new 21,621,612 shares by Dar Global PLC through private placement at the time of listing, the Group's equity interest diluted from 100% to 88%. Furthermore, due to listing requirements, the Group has lost control of the entity but exercise significant influence, hence the investment has been classified as associate and accounted for under equity method. The Group has recognised the initial investment in associate amounting to SR 1,255 million including SR 98.6 million which represents its share of other changes in equity of associate related to its share premium. The fair value of the Group's investment in DG PLC based on its trading price at 31 December 2024 is SR 4,396 million (31 December 2023: SR 2,148 million).

OTHER ASSOCIATES THAT ARE NOT INDIVIDUALLY MATERIAL:

- (iv) **Eastern Juman Company (Juman):** During 2016, the Group had invested in Eastern Juman Company, a Limited Liability Company established mainly for the development of Juman project located between Dammam and Ras Tanura. The Company is registered in Riyadh under the Commercial Registration No. 1010462791 dated 15/10/1437H, (corresponding to 20/07/2016) with a capital of SR 8.2 million. The Group has paid SR 1.5 million towards the 18.29% of its capital and management believe that the value of the total investment has not impaired.
- (v) **Compass Project Investments SPV Limited:** During 2022, the Group had invested SR 19.2 million representing 51% ownership of Compass Project Investments SPV Limited, a private company limited by shares incorporated in United Arab Emirates. However, during the year, the Group has acquired additional shares to increase its shareholding to 90% and obtained control of the entity. The fair value loss on the original 51% shareholding against the previous carrying value of investments amounting to SR 9.2 million has been recognised in the consolidated statement of income. The company is established mainly for rendering technical support for project management, cost control, construction management and risk management (refer note 31).
- (vi) **Compass Arabia Project Holding Limited for Professional Consultation:** During 2024, in result of obtaining control of Compass Project Investment SPV Limited, the Group also obtained 30% shares in the entity conferring with significant influence over the entity. The Group's investment in the entity is accounted for as investment in associate under equity method. The Company operates in architectural and engineering consultancy activities, engineering consultation for urban planning, engineering consultation for landscape architecture.
- (vii) **Ibdaa Real Estate Company:** During 2022, the Group had invested SR 50.8 million representing 25% ownership of Ibdaa Real Estate Company, a limited liability company registered in Jeddah. The Company operates real estate activities including, selling and purchasing of lands, real estate managements, brokerage activities, constructions including general construction for civil buildings.
- (viii) **149OPL LTD:** During 2022, the Group had invested SR 3.4 thousand (GBP 753) representing 75.37% ownership of 149OPL LTD, a limited liability company registered in London, United Kingdom. The Company operates real estate activities i-e buying and selling of own real estate. As per the arrangements, the power to govern the financial and operating activities which affect the returns of the company is jointly bestowed with the shareholders. Accordingly, the Group does not have any right to variable returns or absolute power to control with the ability to affect the returns of the investee company and consequently, the Group's investment in 149OPL is accounted for as investment in joint venture under equity method. During the first quarter of 2023, the Group disposed of all its shares in 149OPL at SR 3.4 thousand where the investment had the carrying value of SR (1,237) thousand.

DAR AL ARKAN REAL ESTATE DEVELOPMENT COMPANY
SAUDI JOINT STOCK COMPANY
NOTES TO THE CONSOLIDATED FINANCIAL STATEMENTS
FOR THE YEAR ENDED 31 DECEMBER 2024 (CONTINUED)

9. INVESTMENTS IN FINANCIAL ASSET

a) Fair value through other comprehensive income (FVOCI)

This financial asset represents equity shares held in SHL Finance Company, a publicly listed entity for medium to long-term strategic purposes and are not held for trading, hence classified as fair value through other comprehensive income. The losses arising on these financial assets are recognised in the other comprehensive income.

The movement during the year are detailed below:

	2024	2023
	SR 000	SR 000
Balance, beginning of the year	191,730	215,040
Unrealised fair value loss recognised in other comprehensive loss during the year	<u>(840)</u>	<u>(23,310)</u>
Balance, end of the year	<u>190,890</u>	<u>191,730</u>

The fair value of quoted securities is based on published market price and is categorised under Level 1 in the fair value hierarchy.

b) Details of investments in financial assets

Equity Investments designated at FVTOCI- Listed Securities	Percentage ownership	2024	2023
		SR 000	SR 000
SHL Finance Company	10.5%	<u>190,890</u>	<u>191,730</u>

10. TRADE RECEIVABLES AND OTHERS

	2024	2023
	SR 000	SR 000
Trade receivables – net of allowances for expected credit loss of SR 41.92 million (31 December 2023: SR 27.99 million)	3,908,254	3,337,054
Prepayments and others	251,894	272,479
Advance payments to purchase land	253,895	253,895
Due from a related party (note 24a)	63,182	-
Accrued revenue	<u>26,251</u>	<u>19,231</u>
Total	<u>4,503,476</u>	<u>3,882,659</u>

The fair value of financial assets included above approximates the carrying amount. No penalties or interests are charged for delayed payments by the customers.

a) Ageing of trade receivables

	2024	2023
	SR 000	SR 000
0-60 days	810,371	341,485
61-120 days	652,600	494,244
121-180 days	717,051	643,781
Above 180 days	<u>1,728,232</u>	<u>1,857,544</u>
Total	<u>3,908,254</u>	<u>3,337,054</u>

Ageing are from the date of invoice and the trade receivables include about 99% (31 December 2023: 99%) receivables against land and project sales which are fully secured against such land and project parcels.

DAR AL ARKAN REAL ESTATE DEVELOPMENT COMPANY
SAUDI JOINT STOCK COMPANY
NOTES TO THE CONSOLIDATED FINANCIAL STATEMENTS
FOR THE YEAR ENDED 31 DECEMBER 2024 (CONTINUED)

b) Expected Credit Loss ("ECL") evaluation of Account receivables

For trade receivables and contract assets, the Group applies a simplified approach in calculating ECLs. Therefore, the Group does not track changes in credit risk, but instead recognises a loss allowance based on lifetime ECLs at each reporting date. The Group has established a provision matrix that is based on its historical credit loss experience, adjusted for forward-looking factors specific to the debtors and the economic environment.

The Group has recognised expected credit loss in full against all receivables where the analysis has indicated that these receivables are generally not recoverable. The Group has not made any expected credit loss provisions against the receivables against the sale of land and projects and dues and lease receivables from government departments.

There has been no change in the expected credit loss methodology or significant assumptions during the current reporting year.

Movement in ECL

	<u>2024</u>	<u>2023</u>
	SR 000	SR 000
Balance, beginning of the year	27,988	27,988
Allowance related to the acquisition of a subsidiary	2,216	-
Allowance for expected credit losses	11,713	-
Balance, end of the year	41,917	27,988

11. CASH AND CASH EQUIVALENTS

	<u>2024</u>	<u>2023</u>
	SR 000	SR 000
Cash in hand	78	99
Cash with bank	6,724,594	5,449,734
Total	6,724,672	5,449,833

12. BORROWINGS

	<u>2024</u>	<u>2023</u>
	SR 000	SR 000
Islamic Sukuk	7,500,000	7,500,000
Islamic Murabaha	3,994,255	2,663,200
	11,494,255	10,163,200
Less: Un-amortised transaction costs (note 12 a)	(70,497)	(82,895)
Borrowings end of the year	11,423,758	10,080,305
Less: Borrowings - current portion	(3,337,932)	(1,047,940)
Borrowings - non-current portion	8,085,826	9,032,365

Repayable as follows:

	<u>2024</u>	<u>2023</u>
	SR 000	SR 000
Within one year	3,344,609	1,051,227
In the second year	2,125,307	2,876,345
In the third to fifth years inclusive	5,852,327	3,711,537
Above five years	172,012	2,524,091
Total	11,494,255	10,163,200

DAR AL ARKAN REAL ESTATE DEVELOPMENT COMPANY
SAUDI JOINT STOCK COMPANY
NOTES TO THE CONSOLIDATED FINANCIAL STATEMENTS
FOR THE YEAR ENDED 31 DECEMBER 2024 (CONTINUED)

a) Islamic borrowings transaction costs:

	2024	2023
	SR 000	SR 000
Balance, beginning of the year	82,895	66,523
Additions during the year	19,311	44,992
Amortisation charge for the year (note 20)	(31,709)	(28,620)
Balance, end of the year	70,497	82,895

b) Analysis of borrowings:

Islamic Sukuk

This represents SR 7.5 billion of Islamic Sukuk comprising:

- 1) SR 2.25 billion (USD 600 million) of Islamic Sukuk carried in the books of the Group, issued by Dar Al-Arkan Sukuk Company Ltd. at 6.75% and maturing in 2025.
- 2) SR 1.50 billion (USD 400 million) of Islamic Sukuk carried in the books of the Group, issued by Dar Al-Arkan Sukuk Company Ltd. at 6.88% and maturing in 2027.
- 3) SR 1.50 billion (USD 400 million) of Islamic Sukuk carried in the books of the Group, issued by Dar Al-Arkan Sukuk Company Ltd. at 7.75% and maturing in 2026.
- 4) SR 2.25 billion (USD 600 million) of Islamic Sukuk carried in the books of the Group, issued by Dar Al-Arkan Sukuk Company Ltd. at 8.00% and maturing in 2029.

Islamic Sukuks listed above are denominated in US dollars. Since the Saudi Arabian Riyal is exposed to limited fluctuations against the US Dollar, hence the Group is not exposed to significant foreign exchange risk. The investment profit is payable to Saudi SPVs, through which the Sukuk was issued, generated from the sale of properties that are owned by the Group, specifically Shams Ar Riyadh. The beneficial rights of the related properties are with Dar Al Arkan Real Estate Development Company and its subsidiaries with the option to buy back upon the settlement of the Sukuk in full. The Group has issued a corporate guarantee to the Sukuk holders.

The Sukuk agreements include financial covenants, which the Group was in compliance with as at 31 December 2024 and 31 December 2023.

Islamic Murabaha

This represents the bilateral Murabaha facilities from local and international commercial banks secured against real estate properties, in the form of Islamic Murabaha, letters of guarantee and letters of credit. These facilities comprise of long-term and short-term maturities ranging from 6 months to 7 years with periodic repayment as detailed below.

Summary of the Murabahas:

Maturity date	Outstanding Balance	Short-term	Long-term
	SR 000	SR 000	SR 000
2025	566,667	566,667	-
2027	360,000	67,500	292,500
2028	1,011,497	53,100	958,397
2029	1,373,684	305,263	1,068,421
2030	117,857	21,428	96,429
2031	564,550	80,650	483,900
TOTAL	3,994,255	1,094,608	2,899,647

The weighted average effective annual commission rate for the year ended 31 December 2024 is 7.9% (31 December 2023: 7%).

The facility agreements include certain financial covenants, which the Group was in compliance with as at 31 December 2024 and 31 December 2023.

DAR AL ARKAN REAL ESTATE DEVELOPMENT COMPANY
SAUDI JOINT STOCK COMPANY
NOTES TO THE CONSOLIDATED FINANCIAL STATEMENTS
FOR THE YEAR ENDED 31 DECEMBER 2024 (CONTINUED)

13. END OF SERVICE INDEMNITIES

The Group provides a defined end of service benefit plan to its employees in line with the labour law provisions and requirement in the Kingdom of Saudi Arabia for respective entities under the Group. The payments under the plan are based on the employees' final salaries and allowances and their cumulative years of service at the date of cessation of their employment, as defined by the conditions stated in the labour laws of the Kingdom of Saudi Arabia. Employees' end of service benefit plans are unfunded plans where the respective entities meet the benefit payment obligations as it falls due.

The movement of the obligation accrued based on Saudi Labor Law is as follows:

	<u>2024</u>	<u>2023</u>
	SR 000	SR 000
Balance, beginning of the year	31,627	26,911
Related to acquisition of a subsidiary (Note 31)	5,236	-
Charged to expenses during the year	4,108	5,111
Disposal of a subsidiary (Note 30)	(110)	-
Re-measurement gain	(177)	2,989
Paid during the year	<u>(2,167)</u>	<u>(3,384)</u>
Balance, end of the year	<u>38,517</u>	<u>31,627</u>

During the year the Group conducted an actuarial valuation and the relevant disclosures are as follows;

a) Significant actuarial assumptions:

	<u>2024</u>	<u>2023</u>
Discount rate	5.35%	4.60%
Long term salary increase rate	5.35%	4.60%
Employee attritions	<u>Moderate</u>	<u>Moderate</u>

b) Movement in present value of employee benefit obligation as per projected unit credit method is as follows:

	<u>2024</u>	<u>2023</u>
	SR 000	SR 000
Balance, beginning of the year	28,983	23,459
Net period benefit cost	4,111	3,850
Re-measurement (gain) / loss	(177)	2,989
Paid during the year	<u>(1,775)</u>	<u>(1,315)</u>
Balance, end of the year	<u>31,142</u>	<u>28,983</u>

c) Analysis of present value of obligation

	<u>2024</u>	<u>2023</u>
	SR 000	SR 000
Benefit obligation accumulated to the date of financial position	30,860	28,166
Benefits attributed to future salary increase	282	817
Total	<u>31,142</u>	<u>28,983</u>

DAR AL ARKAN REAL ESTATE DEVELOPMENT COMPANY
SAUDI JOINT STOCK COMPANY
NOTES TO THE CONSOLIDATED FINANCIAL STATEMENTS
FOR THE YEAR ENDED 31 DECEMBER 2024 (CONTINUED)

d) Sensitivity Analysis of obligation

The sensitivity of employee benefit obligation is calculated based on a change in an assumption while all other significant actuarial assumptions, used in the valuation of employee benefit obligation, remained unchanged. The vale impact in the obligation with a change in an assumption as follows:

	2024	2023
	SR 000	SR 000
Discount rate + 0.5%	30,730	28,238
Discount rate - 0.5%	31,564	29,762
Long term salary increase + 0.5%	31,358	29,564
Long term salary increase - 0.5%	30,928	28,420

e) Effect of defined benefit plan on entity's future cash flows

The weighted average duration of the employee benefit obligation is 2.68 years for the year ended 31 December 2024 (31 December 2023: 5.26 years). The expected maturity analysis of discounted defined benefit obligation is as follows:

	2024	2023
	SR 000	SR 000
Within one year	4,612	3,909
In the second year	11,921	5,977
Between third and fifth years	14,609	8,604
Above five years	-	10,493
Total	31,142	28,983

14. TRADE PAYABLES AND OTHERS

	2024	2023
	SR 000	SR 000
Contract liabilities (note 14a)	2,667,911	1,100,404
Accruals and others	466,641	510,270
Unearned revenue	457,714	460,749
Trade payables	254,230	647,874
Due to a related party (note 24b)	188,675	187,834
Lease liability (note 23b)	18,253	27,264
Dividend payable	8,292	8,307
Total	4,061,716	2,942,702

The fair value of financial liabilities included above approximates the carrying amount.

a) Contract liabilities

Contract liabilities represent the unrecognised portion of invoices issued towards a duly enforceable customer contracts for sale of properties against which the agreed performance obligations are not fully satisfied.

	2024	2023
	SR 000	SR 000
Balance, beginning of the year	1,100,404	1,393,797
Invoices issued/cancelled during the year	1,687,767	12,176
Derecognition on deemed disposal (note a)	-	(214,601)
Transfer to revenue during the year (note 17)	(120,260)	(90,968)
Balance, end of the year	2,667,911	1,100,404

(Note a): During the year ended 31 December 2024, contract liabilities with a book value of SR Nil were derecognised due to loss of control (31 December 2023 SR 214,601 thousand (note 29)).

DAR AL ARKAN REAL ESTATE DEVELOPMENT COMPANY
SAUDI JOINT STOCK COMPANY
NOTES TO THE CONSOLIDATED FINANCIAL STATEMENTS
FOR THE YEAR ENDED 31 DECEMBER 2024 (CONTINUED)

15. ZAKAT PROVISIONS

a) Movement in provision for Zakat:

Zakat is recognized and provided for in the consolidated financial statements and the related movement is as follows:

	2024	2023
	SR 000	SR 000
Balance beginning of the year	308,789	386,452
Charge for the year	20,595	15,660
Acquisition of a subsidiary (note 31)	2,155	-
Paid during the year	<u>(16,022)</u>	<u>(93,323)</u>
Estimated Zakat provision, end of the year	<u>315,517</u>	<u>308,789</u>

- b) The zakat liability of the Company and its subsidiaries is calculated on a consolidated basis as part of the consolidated zakat return. The Company has received the assessments from ZATCA for the years 2003 to 2014 which have been finalised. Consolidated zakat returns for all remaining years until 2023 have been filed with ZATCA. The consolidated return for the year 2024 is under preparation.

16. SHARE CAPITAL

	2024	2023
	SR 000	SR 000
<i>Authorised:</i>		
1,080,000,000 ordinary shares of SR 10 each	<u>10,800,000</u>	<u>10,800,000</u>
<i>Issued and fully paid shares of SR 10 each:</i>		
At the start of the year	<u>10,800,000</u>	<u>10,800,000</u>
At the end of the year	<u>10,800,000</u>	<u>10,800,000</u>

The Company has one class of ordinary shares.

17. REVENUE

The Group derives its revenue from development properties through contracts with customers for the transfer of properties at a point in time and over time. The below revenue details are consistent with the revenue information that is disclosed for each reportable segment (see note 4).

The Group signed contract for the significant portion of entire project for SAR 6.7 billion and is waiting for final approval from respective regulatory authorities. Once confirmation is received based on the completed obligations, the respective revenue will be recognised as per the policy of the Group.

Disaggregation of revenue	Basis of Recognition	2024	2023
		SR 000	SR 000
Sale of development properties	- At a point in time	3,101,919	2,372,971
Sale of development properties	- Over the time	34,218	90,968
Sale of residential properties	- Over the time	120,260	-
Sale of residential properties	- At a point in time	193,453	107,324
Leasing of properties	- Straight-line basis	143,286	133,204
Others	- Over the time	<u>165,886</u>	<u>2,633</u>
Total		<u>3,759,022</u>	<u>2,707,100</u>

**DAR AL ARKAN REAL ESTATE DEVELOPMENT COMPANY
SAUDI JOINT STOCK COMPANY
NOTES TO THE CONSOLIDATED FINANCIAL STATEMENTS
FOR THE YEAR ENDED 31 DECEMBER 2024 (CONTINUED)**

18. COST OF REVENUE

	2024	2023
	SR 000	SR 000
Development properties	1,807,979	1,526,766
Residential properties	200,686	75,307
Direct cost on leasing – depreciation (note 5)	33,658	34,132
Others	116,691	489
Total	2,159,014	1,636,694

19. GENERAL AND ADMINISTRATIVE EXPENSES

	2024	2023
	SR 000	SR 000
General and administrative expenses	246,411	188,981
Depreciation (note 7 & 23a)	19,490	16,115
Total	265,901	205,096

20. FINANCE COSTS

	2024	2023
	SR 000	SR 000
Finance charges on Sukuk	551,310	477,601
Finance charges on Islamic Murabaha	269,304	257,255
Finance charges on lease liability (note 23b)	1,583	983
Amortisation of transaction costs (note 12b)	31,709	28,620
Total	853,906	764,459

21. OTHER INCOME, NET

	2024	2023
	SR 000	SR 000
Finance income	246,318	199,613
Other, net	18,501	13,921
Total	264,819	213,534

Finance income of SR 246 million (2023: SR 200 million) at mutually agreed terms are generated out of short-term Murabaha deposit with local and regional financial institution arranged through Al Khair Capital.

22. EARNINGS PER SHARE

The calculation of the basic and diluted earnings per share is based on the following data:

Net profit attributable to Dar Al Arkan shareholders arises from:

Continuing operations	788,931	610,758
Discontinued operations	18,902	-
	807,833	610,758

Number of shares

Weighted average number of ordinary shares		
For the purposes of earnings per share	1,080,000,000	1,080,000,000
Basic/diluted earnings per share from continuing operations	0.73	0.57
Basic/diluted earnings per share from discontinued operations	0.02	-
	0.75	0.57

There is no dilution of ordinary shares and as such the basic and diluted earnings per share calculation are consistent.

DAR AL ARKAN REAL ESTATE DEVELOPMENT COMPANY
SAUDI JOINT STOCK COMPANY
NOTES TO THE CONSOLIDATED FINANCIAL STATEMENTS
FOR THE YEAR ENDED 31 DECEMBER 2024 (CONTINUED)

23. LEASE ARRANGEMENTS

A: GROUP AS LESSEE

a) Right-of-use assets

Below is the "right-of-use assets" for the lease arrangements entered and unexpired as at the reporting date, qualifying for accounting under IFRS 16. The details and movements for these assets are summarised as follows, and the depreciation charged to this asset is included in depreciation expenses.

	2024	2023
	SR 000	SR 000
COST		
At beginning of the year	42,316	28,851
Disposal of a subsidiary (note 30 a)	(7,336)	-
Deemed disposal	-	(14,701)
Acquisition of a subsidiary (note 31 a)	2,136	-
Termination/retirements	(3,166)	-
Additions for the year	3,801	28,166
At end of the year	37,751	42,316
ACCUMULATED DEPRECIATION		
At beginning of the year	12,105	11,176
Disposal of a subsidiary (note 30 a)	(2,970)	-
Deemed disposal	-	(4,799)
Termination/retirements	(2,920)	-
Charged during the year (note a)	10,856	5,728
At end of the year	17,071	12,105
NET BOOK VALUE AT THE END OF THE YEAR	20,680	30,211

(Note a): During the year ended 31 December 2024, depreciation for the year amounting to SR 9,285 thousand & SR 1,571 thousand is charged to general & administrative expenses and discontinued operations respectively (31 December 2023: 5,728 thousand charged to general & administrative expenses).

The balance in right of use assets are included within the property and equipment on the consolidated statement of financial position.

b) Lease liabilities

Lease liabilities represent unexpired lease qualified for accounting under IFRS 16 requirements. Details of the movement of these lease liabilities is as below. The interest cost accrued is included in the finance costs.

	2024	2023
	SR 000	SR 000
LIABILITY		
At beginning of the year	45,267	29,874
Disposal of a subsidiary (note 30 a)	(7,802)	-
Deemed disposal	-	(13,756)
Termination	(3,214)	-
Additions for the year	3,801	28,166
Acquisition of a subsidiary (note 31 a)	1,715	-
Finance cost for the year (note 20)	1,583	983
At end of the year	41,350	45,267
PAYMENTS		
At beginning of the year	18,003	12,000
Disposal of a subsidiary (note 30 a)	(3,284)	-
Deemed disposal	-	(3,478)
Termination	(3,214)	-
Paid during the year	11,592	9,481
At end of the year	23,097	18,003
BALANCE AT THE END OF THE YEAR	18,253	27,264

The balance in lease liability is included within trade payables and others in the consolidated statement of financial position.

DAR AL ARKAN REAL ESTATE DEVELOPMENT COMPANY
SAUDI JOINT STOCK COMPANY
NOTES TO THE CONSOLIDATED FINANCIAL STATEMENTS
FOR THE YEAR ENDED 31 DECEMBER 2024 (CONTINUED)

c) Minimum lease payments

The minimum lease payments undiscounted under non-cancellable lease rentals are as follows:

	2024	2023
Amounts due:	SR 000	SR 000
Within one year	9,437	9,957
Between one and five years	10,668	20,487
Above five years	-	-
Total	20,105	30,444

B: GROUP AS LESSOR

The Group has investment properties (refer note 5) consists of residential and commercial real estate properties that are retained in its master planned community with an intention to generate consistent recurring income. These properties are leased, both on short term and long term operating lease arrangements to various customers, including corporates, government and individuals for their residential and commercial requirements. For the relevant reporting year, the details of income generated and the direct cost of leasing is detailed in reporting segments note (refer note 4).

The minimum gross lease receivables under non-cancellable lease rentals are as follows:

	2024	2023
	SR 000	SR 000
Within one year	138,434	116,352
Between one and five years	237,070	216,325
After five years	87,074	98,096
Total	462,578	430,773

24. RELATED PARTY TRANSACTIONS

During the normal course of its operations, the Group had the following significant transactions with related parties during the year ended 31 December 2024 and 2023 along with their balances.

Related party	Relationship	Nature of transactions	2024	2023
			SR 000	SR 000
		Loan (Note c)	799,082	-
Dar Global PLC	Associate	Financial support	53,522	-
		Interest on loan	9,660	-
Khozam Real Estate Development Company	Associate	Management fee charged	960	960
SHL Finance Company	Affiliate	Sales to third party customer (Note e)	2,173	3,802

a) Due from a related party

During the year, the Group has transferred amount to finance the operations of Dar Global PLC, an associate company. The balance is as follows:

	2024	2023
	SR 000	SR 000
Balance, end of the year	63,182	-

DAR AL ARKAN REAL ESTATE DEVELOPMENT COMPANY
SAUDI JOINT STOCK COMPANY
NOTES TO THE CONSOLIDATED FINANCIAL STATEMENTS
FOR THE YEAR ENDED 31 DECEMBER 2024 (CONTINUED)

Khozam Real Estate Development Company (KDC) is a jointly-controlled entity (note 8). KDC management has invested excess cash balance of KDC with the Group at a nominal profit rate. The balance is classified under trade payables and others (note 14) and repayable on demand. The balance payable at the year end is as follows:

	<u>2024</u>	<u>2023</u>
	SR 000	SR 000
Balance, end of the year	188,675	187,834

c) Loan to a related party

During the year, the Group has extended a loan to Dar Global PLC, an associate company. The loan is interest bearing at arm's length commercial terms and will be amortised over the period of four years.

	<u>2024</u>	<u>2023</u>
	SR 000	SR 000
Balance, end of the year	799,082	-

d) Compensation of key management personnel

The remuneration of directors and other members of key management personnel during the year are as follows:

	<u>2024</u>	<u>2023</u>
	SR 000	SR 000
Short-term benefits	10,121	9,722
End-of-service benefits	796	765
Remunerations and attendance fees to Board of Directors and Executive Committee	-	-
Total	10,917	10,487

e) SHL Finance Company:

During the year, the Group sold residential homes to individuals who sought financing from SHL. In these instances, SHL pays the consideration in respect of the residential property sale to the Group on behalf of the individual buyer of the property. There is no recourse to the Group if buyer of the property defaults against financing obtained from SHL.

25. RETIREMENT BENEFIT PLANS

The Group makes payments to defined contribution retirement benefit plans in the form of contribution to the General Organisation of Social Insurance that are charged as an expense as they fall due. Payments are made on the basis of a percentage of qualifying salary for certain employees to this state-managed scheme.

The total cost charged to the consolidated statement of profit or loss and other comprehensive income for the year ended 31 December 2024 was SR 4.1 million (31 December 2023: SR 5.11 million), and the outstanding contribution as at 31 December 2024 is SR 123 thousand (31 December 2023: SR 165 thousand).

26. CAPITAL MANAGEMENT

The executive committee reviews the capital structure of the Group on a semi-annual basis. As part of this review, the committee considers the cost of capital and the risks associated with each class of capital. The Group manages its capital to ensure that entities in the Group will be able to continue as a going concern while maximising the return to its shareholders through optimisation of debt and equity balances. The Group's overall strategy remains unchanged from 2007, when the Group diversified its sources of funding and issued two medium term Sukuks ranging from 3-5 years. Considering the track record of timely repayment of the first two Sukuk and the group expertise developed over the past five years to access international markets for shariah' compliant funding, the management continue to maintain its relationship with the financial institutions and monitor the markets for future issuance. The Group adhere to international best practices in corporate governance and consider the capital market transactions to create additional shareholders value.

DAR AL ARKAN REAL ESTATE DEVELOPMENT COMPANY
SAUDI JOINT STOCK COMPANY
NOTES TO THE CONSOLIDATED FINANCIAL STATEMENTS
FOR THE YEAR ENDED 31 DECEMBER 2024 (CONTINUED)

The capital structure of the Group consists of net debt (borrowings adjusted with cash and cash equivalents) and equity (comprising share capital, statutory reserve, and retained earnings). The Group is not subject to any externally imposed capital requirements.

Gearing ratio

The Group consistently monitors its gearing ratio, to ensure compliance with external covenant requirements.

The gearing ratio at end of the reporting year was as follows:

	2024	2023
	SR 000	SR 000
Islamic borrowings	11,423,758	10,080,305
Cash and cash equivalents	(6,724,672)	(5,449,833)
	4,699,086	4,630,472
Shareholders' equity	21,100,714	20,291,881
Net debt to equity ratio	22%	23%

27. FINANCIAL RISK MANAGEMENT

The Group's principal financial liabilities are mainly comprised of Islamic Murabaha (term and annual revolving) facilities taken from banks, issue of Islamic Sukuk, trade payable and other payables to contractors and suppliers. The paramount objectives of these financial instruments are to raise the funding base for various projects as well as for the working capital requirement of the Group.

The Group also has financial assets in the form of bank deposits, cash in hand, due from related parties and trade and other receivables, which are integral and directly derived out of its regular business. On the reporting date the Group has not entered into any non-Islamic financial variable instrument contracts by way of currency hedging, commission rate swap agreements or similar instruments.

The Group's financial operations are subject to the following risks:

1. Credit Risk
2. Commission Rate Risk
3. Liquidity Risk
4. Foreign Currency Risk
5. Price Risk

Credit Risk

The Credit Risk can be defined as a loss of value of an asset as a result of a failure by a customer or a counter party to such commercially valid and legally enforceable contract to comply with its obligations.

The general sales policy of the Group is "No Credit" terms, but in some cases there are enhanced payment schedules or staggered payment request by selected customers which have been accommodated. In such cases the Group has an exposure of credit risk with respect to the amount due from those customers. However, in such cases the Group holds back the final delivery or possession of the property to mitigate the risk until the full amount due is paid to the satisfaction of the contract. The monitoring and follow up of balances is completed regularly and as a result the Group's exposure to losses is limited.

With respect to the credit risk exposure of other financial assets, namely, due from related parties, loan to a related party, bank deposits and trade and other receivables, the maximum credit risk of the Group is limited to their carrying values, in case there is a failure of the other party to meet its obligation.

The summary of financial assets subject to credit risk is detailed below:

	2024	2023
	SR 000	SR 000
Cash and cash equivalents	6,724,672	5,449,833
Trade receivable, net	3,908,254	3,337,054
Loan to a related party	799,082	-
Total	11,432,008	8,786,887

DAR AL ARKAN REAL ESTATE DEVELOPMENT COMPANY
SAUDI JOINT STOCK COMPANY
NOTES TO THE CONSOLIDATED FINANCIAL STATEMENTS
FOR THE YEAR ENDED 31 DECEMBER 2024 (CONTINUED)

As of the reporting date, the Group does not have significant credit risk concentration with any single party or a group.

Commission Rate Risk

Commission Rate Risk is associated with a change in the commission rate available when renegotiating financial instruments that are influenced by the current global financial market conditions. The Group is exposed to commission rate risk with respect to its floating commission rate agreed for its Islamic Murabaha (revolving credit) facilities obtained from local banks.

The short-term revolving borrowings' rates are renegotiated at every renewal proposal to achieve the best possible commission rate to reflect the given financial credentials and related risk perception of the Group.

The Group's local borrowings are based on SAIBOR. Hence the commission rate exposure of the Group is variable according to the changes in the SAIBOR.

The commission rate sensitivity analysis is performed based on the commission rate exposure of the Group for floating rate liabilities outstanding at the reporting date. The calculations are done on floating commission rates assuming the liabilities outstanding for a whole year as at the reporting date.

During the year, the average rate of 3 months SAIBOR varied between 5.37% and 5.80% (6.16% and 6.38% for 2023).

The sensitivity of commission rate variance on the Group's external borrowings which affects the consolidated financial statements of the Group is shown below:

	<u>2024</u>	<u>2023</u>
	SR 000	SR 000
+ 25 basis points	<u>9,986</u>	<u>6,658</u>
- 25 basis points	<u>(9,986)</u>	<u>(6,658)</u>

The net profit of the Group for the reported year would have been affected by the above amount as a result of such changes in floating commission rates. If there is any capitalisation of borrowing costs directly attributed to projects in progress, there would be timing differences on such an impact to the Group's current profit and loss account and the current impact would be nil as there were no capitalisation for the current year as explained in note 2.9.

Liquidity Risk

Liquidity Risk can result from a difficulty to meet the financial commitments and obligations of the Group as per the agreed terms and covenants.

To mitigate the liquidity risk and associated losses of business and brand value opportunities; the Group, where possible, keeps sufficient liquid assets in all business conditions. The Group refrains from funding its long term capital requirements through short term borrowings and related party current account transactions. Currently the long term projects are funded from long term or revolving borrowings only. The Group also has a dynamic cash flow assessment policy and system by which it can estimate and plan the maturities as well as required resources to meet such obligations.

The total weighted average effective annual commission rate for the year ended 31 December 2024 is 7.9% (31 December 2023: 7%).

DAR AL ARKAN REAL ESTATE DEVELOPMENT COMPANY
SAUDI JOINT STOCK COMPANY
NOTES TO THE CONSOLIDATED FINANCIAL STATEMENTS
FOR THE YEAR ENDED 31 DECEMBER 2024 (CONTINUED)

The maturity profile of financial liabilities of the group with undiscounted gross cash flows for the remaining contractual maturities for both principal and interest, wherever applicable, as at 31 December 2024 and 31 December 2023 are as follows:

<u>31 December 2024</u>	Within 3 Months	3 months to 1 year	One year to 2 years	3 year to 5 years	Above 5 years	No Fixed Maturity	Total
	SR 000	SR 000	SR 000	SR 000	SR 000	SR 000	SR 000
<u>Financial Liabilities</u>							
Islamic borrowings	2,821,298	1,199,223	2,733,719	6,527,058	182,412	-	13,463,710
Trade payables and others	90,717	3,255,774	471,917	4,757	51,097	189,307	4,063,569
Total	2,912,015	4,454,997	3,205,636	6,531,815	233,509	189,307	17,527,279

<u>31 December 2023</u>	Within 3 Months	3 months to 1 year	One year to 2 years	3 year to 5 years	Above 5 years	No Fixed Maturity	Total
	SR 000	SR 000	SR 000	SR 000	SR 000	SR 000	SR 000
<u>Financial Liabilities</u>							
Islamic borrowings	640,144	1,108,591	3,424,818	4,607,169	2,574,320	-	12,355,042
Trade payables and others	107,393	2,089,812	477,940	10,116	42,710	214,731	2,942,702
Total	747,537	3,198,403	3,902,758	4,617,285	2,617,030	214,731	15,297,744

Foreign Currency Risk

Foreign Currency Risk is associated with the change in the value of the carrying value in the functional currency due to the variation of the underlying foreign currency obligation or right by way of transaction or translation reasons. The functional currency of the Group is the Saudi Riyal that is pegged against the US Dollar with a fixed exchange rate of 3.75 Saudi Riyals per US Dollar. Since transactions, other than US Dollars, are negligible; the Group does not assume any significant foreign currency risk.

Price Risk

Price Risk is associated to the fair value or future cash flows of a financial assets/securities that will fluctuate because of changes in market prices. It primarily stems from investments in securities' trading. The Group has limited exposure to price risk with such risk arising from investments in securities carried at fair value. However, the position in investments in securities, considering current and expected future economic trends, is regularly reviewed.

28. COMMITMENTS AND CONTINGENCIES

To complete the long term construction and development of investment and development properties, the Group have committed to a number of contractual arrangements and agreements. The estimated uncompleted contracts outstanding as at 31 December 2024 amounts to SR 91 million (31 December 2023: SR 106 million) and performance commitment through a bank guarantee for SR 81 million against receivable collected (31 December 2023: SR 81 million).

These commitments are expected to be settled within the duration of the projects in progress and shall be funded through prospective property sales and external borrowings, if necessary.

During the normal course of business there are general litigations and legal claims. Management takes legal advice as to the likelihood of success of claims and no provision is made when the action is unlikely to succeed.

At 31 December 2024, there were no significant claims notified (31 December 2023: None).

DAR AL ARKAN REAL ESTATE DEVELOPMENT COMPANY
SAUDI JOINT STOCK COMPANY
NOTES TO THE CONSOLIDATED FINANCIAL STATEMENTS
FOR THE YEAR ENDED 31 DECEMBER 2024 (CONTINUED)

29. DEEMED DISPOSAL OF A SUBSIDIARY

On 28 February 2023, Dar Global PLC, an indirectly wholly owned subsidiary of the Group, had listed its shares on the London Stock Exchange's main market for listed securities. Dar Global PLC offered 21,621,612 ordinary shares for subscription through a private placement at a price of USD 3.33 per share with a total value of USD 72 million. Due to issuance of new 21,621,612 shares by Dar Global PLC through private placement, at the time of listing, the Group's equity interest diluted from 100% to 88%. Furthermore, due to listing requirements, the Group has lost control of the entity but exercise significant influence, hence the investment has been classified as associate and accounted for under equity method. The assets and liabilities of Dar Global PLC were derecognised due to loss of control. The remeasured fair value of the retained interest amounted to SR 1.2 billion and no gain/loss was recognised on remeasurement of retained interest in associate.

30. DISPOSAL OF A SUBSIDIARY

On 14 October 2024, the Group has disposed of its all shares in Dar Al Arkan for Real Estate Development LLC, a beneficially wholly owned subsidiary of the Group established under the laws of the state Qatar, under the Commercial Registration No. 165584, 14/7/1443 H (corresponding to 1502/2022 G).

- a) The carrying amounts of assets and liabilities at the date of sale were:

	Note	14 October 2024 SR 000
<u>Assets</u>		
Development properties	6	222,759
Property and equipment, net	7	5,408
Right of use of assets, net	23 a	4,366
Prepayments and others		15,461
Cash and cash equivalents (Note c)		35,484
Total assets		283,478
<u>Liabilities</u>		
Trade payables and others		303,945
Lease liabilities	23 b	4,518
End of service indemnities	13	110
Total liabilities		308,573
Net liabilities		(25,095)

- b) The results of Dar Al Arkan for Real Estate Development LLC for the period from 1 January 2024 till the date of disposal are as follows:

	For the period ended 14 October 2024 SR 000
General and administrative expenses	(6,418)
Gain on disposal of a subsidiary (Note d)	25,320
Net profit attributable to discontinued operations	18,902

- c) The cash flow incurred by Dar Al Arkan for Real Estate Development LLC are, as follows:

	For the period ended 14 October 2024 SR 000
Operating activities	188,956
Investing activities	(167,462)
Financing activities	391
Net cash inflows during the period	21,885
Cash and cash equivalents beginning of the period	13,599
Net cash flows disposed off	35,484

DAR AL ARKAN REAL ESTATE DEVELOPMENT COMPANY
SAUDI JOINT STOCK COMPANY
NOTES TO THE CONSOLIDATED FINANCIAL STATEMENTS
FOR THE YEAR ENDED 31 DECEMBER 2024 (CONTINUED)

d) Details of the disposal of a subsidiary

	14 October 2024
	SR 000
Consideration	1,245
Adjusted against due from a related party	(1,020)
Total Consideration, net	225
Total net liabilities assumed by buyer on disposal	25,095
Gain on disposal	25,320

31. ACQUISITION OF A SUBSIDIARY

During the year ended 31 December 2024, the Group has increased its ownership in Compass Project Investments SPV ("Compass") to 90% as follows;

- a) On 20 February 2024 (the "Acquisition date"), the Group signed a share purchase agreement to acquire additional equity interest of 32.65% in Compass Project Investments SPV ("Compass"); a private company limited by shares incorporated in United Arab Emirates under Abu Dhabi Global Market (ADGM) regulations. Accordingly, the Group's equity interest increased from 51% to 83.65%. The Group's investment in Compass was previously accounted for as investment in an associate under equity method (Note 8). During the year 2024, the Group has obtained control, consequently, has commenced consolidating Compass. Compass is established mainly for rendering technical support for project management, cost control, construction management and risk management. This acquisition is in line with the Group's strategy of diversification and explore new opportunities in MENA region.

Assets acquired and liabilities assumed

The fair values of the identifiable assets and liabilities of Compass Project Investments SPV as at the Acquisition date are summarised below.

	Note	Fair value recognised on acquisition
		SR 000
i) ASSETS & LIABILITIES		
ASSETS		
Property and equipment, net	7	3,543
Right of use of assets, net	23 a	2,136
Investment in associate	8	29
Trade receivables and others		97,360
Cash and cash equivalents		20,759
Total assets		123,827
LIABILITIES		
Borrowings		4,000
End of service indemnities	13	5,236
Trade payables and others		66,523
Lease liabilities	23 b	1,715
Zakat Payable	15	2,155
Total liabilities		79,629
Total identifiable net assets at fair value		44,198
Non-controlling interest measured at fair value		(7,226)
Investments in associate transferred (Note iii)		(23,057)
Consideration transferred		(12,750)
Gain on acquisition		1,165
ii) ANALYSIS OF CASH FLOWS ON ACQUISITION		
Net cash acquired with the subsidiary		20,759
Cash consideration		(12,750)
Net cash flow on acquisition		8,009

**DAR AL ARKAN REAL ESTATE DEVELOPMENT COMPANY
SAUDI JOINT STOCK COMPANY
NOTES TO THE CONSOLIDATED FINANCIAL STATEMENTS
FOR THE YEAR ENDED 31 DECEMBER 2024 (CONTINUED)**

iii) FAIR VALUE LOSS ON REMEASURING THE PREVIOUSLY HELD EQUITY INTEREST

Carrying amount of investments in associate transferred	32,262
Fair value loss on remeasurement	(9,205)
Fair value of investments in associate transferred	23,057

b) Acquisition of additional interest in subsidiary

Subsequent to the above acquisition, the share capital of the Compass was increased by SR 37.4 million in which SR 25.19 million and SR 1.6 million were invested by the Group and the non-controlling shareholder respectively. Due to this additional investment in share capital of the Compass, the Group's ownership increased by 6.35%.

Due to no change in control, the additional acquisition of the Group's ownership interest in Compass is accounted for as an equity transaction. Consequently, the excess consideration paid over the carrying value of Compass's additional ownership interest acquired is recognized in retained earnings.

The Carrying value of the net assets of Compass as of the acquisition date was SR 44.2 million. The details of additional interest acquired in Compass are:

	2024
	SR 000
Carrying value of the additional interest in Compass	2,806
Consideration for non-controlling partner	(1,080)
Difference recognized in retained earnings	1,726

32. APPROVAL OF THE CONSOLIDATED FINANCIAL STATEMENTS

The consolidated financial statements were approved by the board of directors and authorized for issue on 18 March 2025.